

# **Appendix E**

## **Environmental Monitoring Data for Air, Noise and Water Quality**

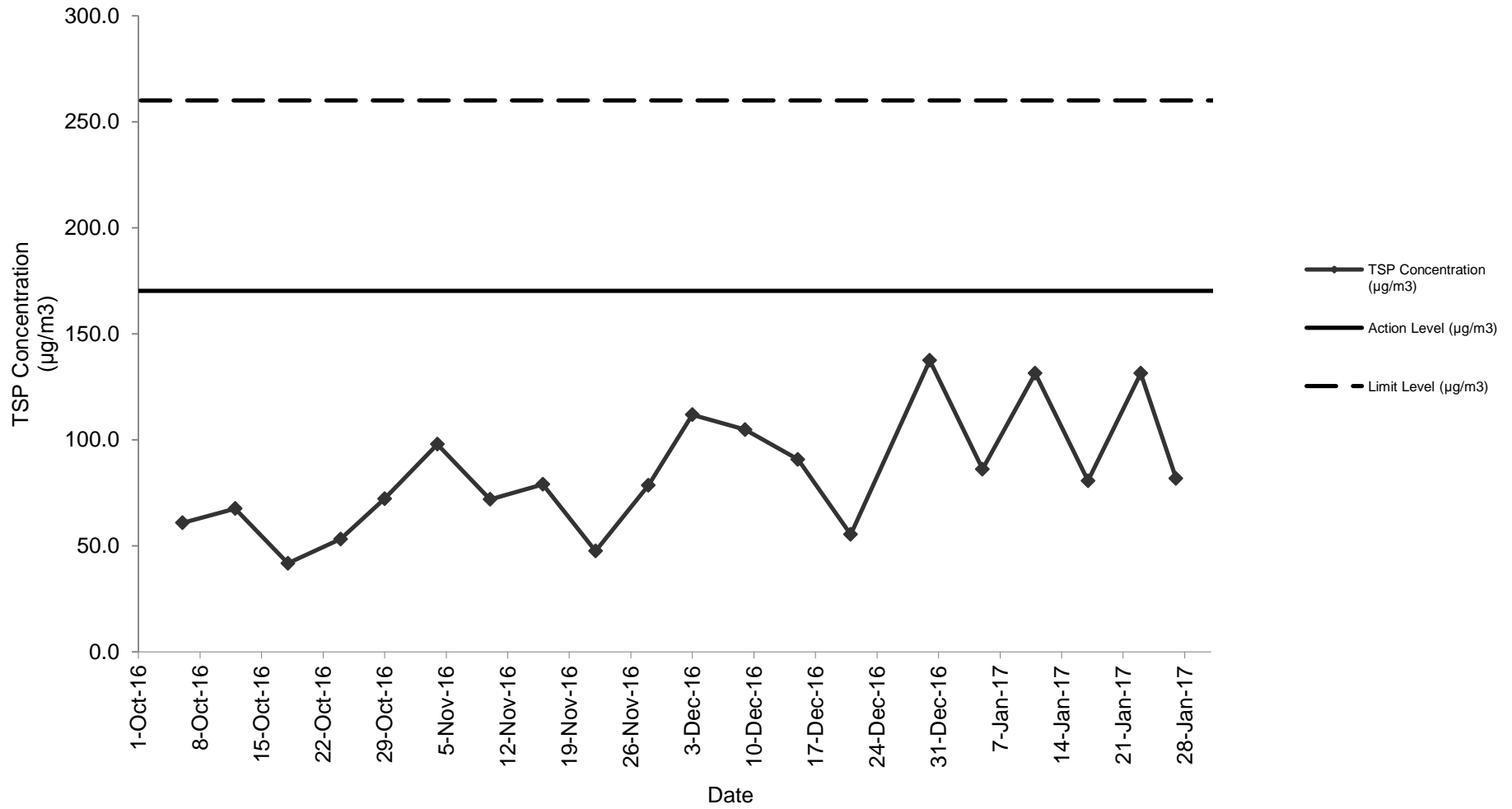
Appendix E  
Air Quality Monitoring Results and their Graphical Presentation

24-Hour TSP Monitoring Result at Station: SR77

| Sampling Date | Weather Condition | Paper No. | Wt. of paper (g) |           |             | Elapse Time |         |               | Flow Rate (CFM) |       |               | Flow Rate (m <sup>3</sup> /min) |       |               | Total Volume (m <sup>3</sup> ) | TSP Concentration (µg/m <sup>3</sup> ) | Action Level (µg/m <sup>3</sup> ) | Limit Level (µg/m <sup>3</sup> ) | Wind speed m/s | Wind direction |
|---------------|-------------------|-----------|------------------|-----------|-------------|-------------|---------|---------------|-----------------|-------|---------------|---------------------------------|-------|---------------|--------------------------------|--|-----------------------------------|----------------------------------|----------------|----------------|
|               |                   |           | Initial Wt.      | Final Wt. | Wt. of Dust | Initial     | Final   | Sampling Hour | Initial         | Final | Avg Flow Rate | Initial                         | Final | Avg Flow Rate |                                |  |                                   |                                  |                |                |
| 6-Oct-16      | Fine              | 240       | 2.8401           | 2.9667    | 0.1266      | 5413.67     | 5437.67 | 24.00         | 51              | 51    | 51.0          | 1.44                            | 1.44  | 1.44          | 2079.59                        | 60.9                                   | 170.3                             | 260.0                            | <5             | N              |
| 12-Oct-16     | Sunny             | 242       | 2.8534           | 2.9939    | 0.1405      | 5440.67     | 5464.67 | 24.00         | 51              | 51    | 51.0          | 1.44                            | 1.44  | 1.44          | 2079.59                        | 67.6                                   | 170.3                             | 260.0                            | <5             | N              |
| 18-Oct-16     | Rainy             | 244       | 2.9016           | 2.9885    | 0.0869      | 5467.67     | 5491.67 | 24.00         | 51              | 51    | 51.0          | 1.44                            | 1.44  | 1.44          | 2079.59                        | 41.8                                   | 170.3                             | 260.0                            | <5             | N              |
| 24-Oct-16     | Sunny             | 246       | 2.8571           | 2.9678    | 0.1107      | 5494.67     | 5518.67 | 24.00         | 51              | 51    | 51.0          | 1.44                            | 1.44  | 1.44          | 2079.59                        | 53.2                                   | 170.3                             | 260.0                            | <5             | N              |
| 29-Oct-16     | Fine              | 248       | 2.8900           | 3.0403    | 0.1503      | 5521.67     | 5545.67 | 24.00         | 51              | 51    | 51.0          | 1.44                            | 1.44  | 1.44          | 2079.59                        | 72.3                                   | 170.3                             | 260.0                            | <5             | N              |
| 4-Nov-16      | Sunny             | 250       | 2.8834           | 3.0870    | 0.2036      | 5548.67     | 5572.67 | 24.00         | 51              | 51    | 51.0          | 1.44                            | 1.44  | 1.44          | 2079.59                        | 97.9                                   | 170.3                             | 260.0                            | <5             | N              |
| 10-Nov-16     | Cloud             | 252       | 2.9190           | 3.0686    | 0.1496      | 5575.67     | 5599.67 | 24.00         | 51              | 51    | 51.0          | 1.44                            | 1.44  | 1.44          | 2079.59                        | 71.9                                   | 170.3                             | 260.0                            | <5             | N              |
| 16-Nov-16     | Sunny             | 254       | 2.8624           | 3.0267    | 0.1643      | 5602.67     | 5626.67 | 24.00         | 51              | 51    | 51.0          | 1.44                            | 1.44  | 1.44          | 2079.59                        | 79.0                                   | 170.3                             | 260.0                            | <5             | N              |
| 22-Nov-16     | Rainy             | 256       | 2.8370           | 2.9359    | 0.0989      | 5629.67     | 5653.67 | 24.00         | 51              | 51    | 51.0          | 1.44                            | 1.44  | 1.44          | 2079.59                        | 47.6                                   | 170.3                             | 260.0                            | <5             | N              |
| 28-Nov-16     | Sunny             | 258       | 2.8753           | 3.0388    | 0.1635      | 5656.67     | 5680.67 | 24.00         | 51              | 51    | 51.0          | 1.44                            | 1.44  | 1.44          | 2079.59                        | 78.6                                   | 170.3                             | 260.0                            | <5             | N              |
| 3-Dec-16      | Sunny             | 260       | 2.8577           | 3.0903    | 0.2326      | 5683.67     | 5707.67 | 24.00         | 51              | 51    | 51.0          | 1.44                            | 1.44  | 1.44          | 2079.59                        | 111.8                                  | 170.3                             | 260.0                            | <5             | N              |
| 9-Dec-16      | Fine              | 262       | 2.8545           | 3.0725    | 0.2180      | 5710.67     | 5734.67 | 24.00         | 51              | 51    | 51.0          | 1.44                            | 1.44  | 1.44          | 2079.59                        | 104.8                                  | 170.3                             | 260.0                            | <5             | N              |
| 15-Dec-16     | Sunny             | 264       | 2.8553           | 3.0441    | 0.1888      | 5737.67     | 5761.67 | 24.00         | 51              | 51    | 51.0          | 1.44                            | 1.44  | 1.44          | 2079.59                        | 90.8                                   | 170.3                             | 260.0                            | <5             | N              |
| 21-Dec-16     | Cloudy            | 266       | 2.8910           | 3.0062    | 0.1152      | 5764.67     | 5788.67 | 24.00         | 51              | 51    | 51.0          | 1.44                            | 1.44  | 1.44          | 2079.59                        | 55.4                                   | 170.3                             | 260.0                            | <5             | N              |
| 30-Dec-16     | Cloudy            | 270       | 2.8749           | 3.1608    | 0.2859      | 5818.67     | 5842.67 | 24.00         | 51              | 51    | 51.0          | 1.44                            | 1.44  | 1.44          | 2079.59                        | 137.5                                  | 170.3                             | 260.0                            | <5             | N              |
| 5-Jan-17      | Cloudy            | 272       | 2.9021           | 3.0813    | 0.1792      | 5845.67     | 5869.67 | 24.00         | 51              | 51    | 51.0          | 1.44                            | 1.44  | 1.44          | 2079.59                        | 86.2                                   | 170.3                             | 260.0                            | <5             | N              |
| 11-Jan-17     | Cloudy            | 274       | 2.9053           | 3.1785    | 0.2732      | 5872.67     | 5896.67 | 24.00         | 51              | 51    | 51.0          | 1.44                            | 1.44  | 1.44          | 2079.59                        | 131.4                                  | 170.3                             | 260.0                            | <5             | N              |
| 17-Jan-17     | Cloudy            | 276       | 2.8730           | 3.0408    | 0.1678      | 5899.67     | 5923.67 | 24.00         | 51              | 51    | 51.0          | 1.44                            | 1.44  | 1.44          | 2079.59                        | 80.7                                   | 170.3                             | 260.0                            | <5             | N              |
| 23-Jan-17     | Sunny             | 278       | 2.9053           | 3.1785    | 0.2732      | 5926.67     | 5950.67 | 24.00         | 51              | 51    | 51.0          | 1.44                            | 1.44  | 1.44          | 2079.59                        | 131.4                                  | 170.3                             | 260.0                            | <5             | N              |
| 27-Jan-17     | Cloudy            | CC5       | 2.8708           | 3.0409    | 0.1701      | 5953.67     | 5977.67 | 24.00         | 51              | 51    | 51.0          | 1.44                            | 1.44  | 1.44          | 2079.59                        | 81.8                                   | 170.3                             | 260.0                            | <5             | N              |

| Summary For the Reporting Quarter<br>(November 2016 - January 2017) |       |
|---|-------|
| Average   | 92.5  |
| Minimum   | 47.6  |
| Maximum   | 137.5 |

**24-Hour TSP Monitoring Result at Station: SR77  
(October 2016 - January 2017)**



**Appendix E**  
**Air Quality Monitoring Results and their Graphical Presentation**

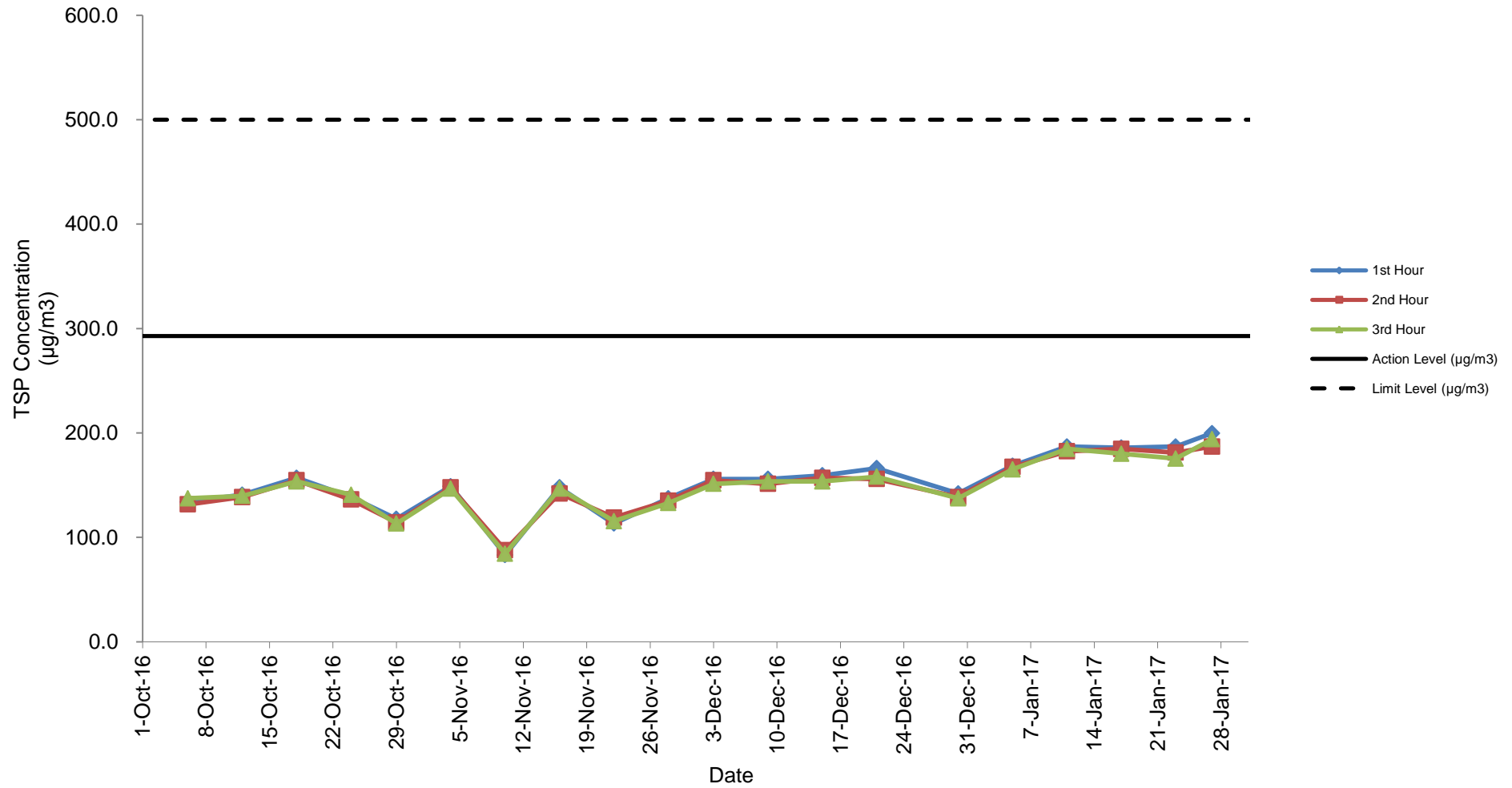
**1-Hour TSP Monitoring Result at Station: SR77**

| Date      | Weather Condition | Time         | Conc.( $\mu\text{g}/\text{m}^3$ ) |                      |                      | Action Level ( $\mu\text{g}/\text{m}^3$ ) | Limit Level ( $\mu\text{g}/\text{m}^3$ ) |
|-----------|-------------------|--------------|-----------------------------------|----------------------|----------------------|---|--|
|           |                   |              | 1 <sup>st</sup> Hour              | 2 <sup>nd</sup> Hour | 3 <sup>rd</sup> Hour |   |  |
| 6-Oct-16  | Fine              | 9:00 - 12:07 | 133.9                             | 131.6                | 137.3                | 292.7                                     | 500.0                                    |
| 12-Oct-16 | Sunny             | 9:00 - 12:06 | 140.8                             | 138.5                | 139.6                | 292.7                                     | 500.0                                    |
| 18-Oct-16 | Rainy             | 9:00 - 12:07 | 157.0                             | 154.6                | 153.5                | 292.7                                     | 500.0                                    |
| 24-Oct-16 | Sunny             | 9:00 - 12:06 | 138.5                             | 136.2                | 140.8                | 292.7                                     | 500.0                                    |
| 29-Oct-16 | Fine              | 9:00 - 12:06 | 117.7                             | 114.3                | 113.1                | 292.7                                     | 500.0                                    |
| 4-Nov-16  | Sunny             | 9:00 - 12:06 | 148.9                             | 147.7                | 146.6                | 292.7                                     | 500.0                                    |
| 10-Nov-16 | Cloudy            | 9:00 - 12:07 | 83.1                              | 87.7                 | 84.2                 | 292.7                                     | 500.0                                    |
| 16-Nov-16 | Sunny             | 9:00 - 12:07 | 147.7                             | 142.0                | 146.6                | 292.7                                     | 500.0                                    |
| 22-Nov-16 | Rainy             | 9:00 - 12:06 | 113.1                             | 118.9                | 115.4                | 292.7                                     | 500.0                                    |
| 28-Nov-16 | Sunny             | 9:00 - 12:07 | 137.3                             | 135.0                | 132.7                | 292.7                                     | 500.0                                    |
| 3-Dec-16  | Sunny             | 9:00 - 12:07 | 155.8                             | 154.6                | 151.2                | 292.7                                     | 500.0                                    |
| 9-Dec-16  | Fine              | 9:00 - 12:06 | 155.8                             | 151.2                | 153.5                | 292.7                                     | 500.0                                    |
| 15-Dec-16 | Sunny             | 9:00 - 12:07 | 159.3                             | 157.0                | 153.5                | 292.7                                     | 500.0                                    |
| 21-Dec-16 | Cloudy            | 9:00 - 12:05 | 166.2                             | 155.8                | 158.1                | 292.7                                     | 500.0                                    |
| 30-Dec-16 | Cloudy            | 9:00 - 12:08 | 142.0                             | 138.5                | 137.3                | 292.7                                     | 500.0                                    |
| 5-Jan-17  | Cloudy            | 9:00 - 12:07 | 168.5                             | 167.3                | 165.0                | 292.7                                     | 500.0                                    |
| 11-Jan-17 | Cloudy            | 9:00 - 12:07 | 187.0                             | 182.3                | 184.7                | 292.7                                     | 500.0                                    |
| 17-Jan-17 | Cloudy            | 9:00 - 12:06 | 185.8                             | 184.7                | 180.0                | 292.7                                     | 500.0                                    |
| 23-Jan-17 | Sunny             | 9:00 - 12:06 | 187.0                             | 181.2                | 175.4                | 292.7                                     | 500.0                                    |
| 27-Jan-17 | Cloudy            | 9:00 - 12:07 | 199.7                             | 187.0                | 193.9                | 292.7                                     | 500.0                                    |

| <b>Summary For the Reporting Quarter<br/>(November 2016 - January 2017)</b> |       |
|---|-------|
| <b>Average</b>  | 153.5 |
| <b>Minimum</b>  | 83.1  |
| <b>Maximum</b>  | 199.7 |

Note: No major dust source observed during the monitoring period

### 1-Hour TSP Monitoring Result at station: SR77 (October 2016 - January 2017)

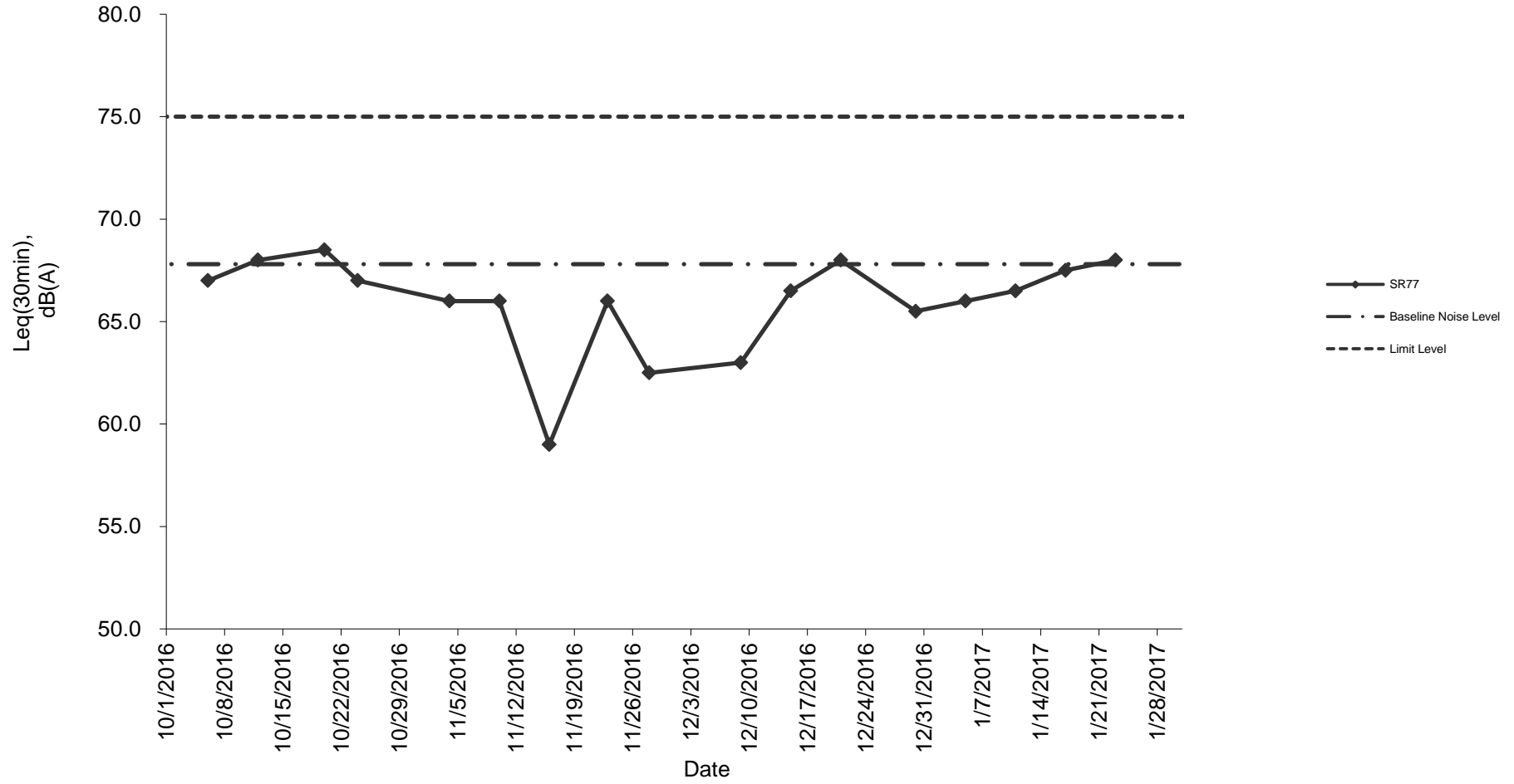


Noise Monitoring Result at SR77

| Date       | Weather Condition | Start Time | End Time | Measured Noise Level (dB(A))* |            |            | Baseline Corrected Level, dB(A)** | Baseline Noise Level (dB(A)), Leq(30min) | Limit Level dB(A) | Exceedance (Y / N) |
|------------|-------------------|------------|----------|-------------------------------|------------|------------|-----------------------------------|--|-------------------|--------------------|
|            |                   |            |          | L10(30min)                    | L90(30min) | Leq(30min) |                                   |  |                   |                    |
| 2016/10/06 | Fine              | 13:30      | 14:00    | 85.0                          | 63.0       | 67.0       | -                                 | 67.8                                     | 75.0              | N                  |
| 2016/10/12 | Sunny             | 11:30      | 12:00    | 91.0                          | 63.0       | 68.0       | -                                 | 67.8                                     | 75.0              | N                  |
| 2016/10/20 | Fine              | 10:30      | 11:00    | 86.5                          | 62.0       | 68.5       | -                                 | 67.8                                     | 75.0              | N                  |
| 2016/10/24 | Sunny             | 11:30      | 12:00    | 88.0                          | 62.5       | 67.0       | -                                 | 67.8                                     | 75.0              | N                  |
| 2016/11/04 | Sunny             | 11:30      | 12:00    | 92.0                          | 59.5       | 66.0       | -                                 | 67.8                                     | 75.0              | N                  |
| 2016/11/10 | Cloudy            | 11:30      | 12:00    | 92.0                          | 62.0       | 66.0       | -                                 | 67.8                                     | 75.0              | N                  |
| 2016/11/16 | Sunny             | 13:30      | 14:00    | 87.0                          | 54.0       | 59.0       | -                                 | 67.8                                     | 75.0              | N                  |
| 2016/11/23 | Rainy             | 16:30      | 17:00    | 91.0                          | 63.0       | 66.0       | -                                 | 67.8                                     | 75.0              | N                  |
| 2016/11/28 | Sunny             | 11:30      | 12:00    | 88.0                          | 67.0       | 62.5       | -                                 | 67.8                                     | 75.0              | N                  |
| 2016/12/09 | Fine              | 11:30      | 12:00    | 89.0                          | 56.0       | 63.0       | -                                 | 67.8                                     | 75.0              | N                  |
| 2016/12/15 | Sunny             | 11:30      | 12:00    | 95.0                          | 57.0       | 66.5       | -                                 | 67.8                                     | 75.0              | N                  |
| 2016/12/21 | Cloudy            | 11:30      | 12:00    | 86.0                          | 65.0       | 68.0       | -                                 | 67.8                                     | 75.0              | N                  |
| 2016/12/30 | Cloudy            | 11:30      | 12:00    | 90.0                          | 60.5       | 65.5       | -                                 | 67.8                                     | 75.0              | N                  |
| 2017/01/05 | Cloudy            | 11:30      | 12:00    | 90.5                          | 54.0       | 66.0       | -                                 | 67.8                                     | 75.0              | N                  |
| 2017/01/11 | Cloudy            | 11:30      | 12:00    | 90.0                          | 63.5       | 66.5       | -                                 | 67.8                                     | 75.0              | N                  |
| 2017/01/17 | Cloudy            | 11:30      | 12:00    | 85.5                          | 66.5       | 67.5       | -                                 | 67.8                                     | 75.0              | N                  |
| 2017/01/23 | Sunny             | 11:30      | 12:00    | 91.0                          | 66.0       | 68.0       | -                                 | 67.8                                     | 75.0              | N                  |

| Summary For the Reporting Quarter<br>(November 2016 - January 2017) |      |
|---|------|
| Average   | 65.4 |
| Minimum   | 59.0 |
| Maximum   | 68.0 |

### Noise monitoring result: SR77 (October 2016 - January 2017)



Project Name: Contract No. CV/2012/09 Liantang / Heung Yuen Wai Boundary Control Point Site Formation and Infrastructure works - Contract 3  
 Entrusted Portion of Widening of Tolo Highway / Fanling Highway between Island House Interchange and Fanling - Stage 2

Date of Monitoring 12/2/2016 Weather: Cloudy

| Monitoring Location | Time | Water Depth (m) | Temperature (°C) |         | pH    |         | DO (mg/L) |         | DO (% saturation) |         | Turbidity (NTU) |         | Salinity (g/L) |         | SS (mg/L) |         |
|---------------------|------|-----------------|------------------|---------|-------|---------|-----------|---------|-------------------|---------|-----------------|---------|----------------|---------|-----------|---------|
|                     |      |                 | Value            | Average | Value | Average | Value     | Average | Value             | Average | Value           | Average | Value          | Average | Value     | Average |
| C3a                 | 9:46 | <0.5            | 20.2             | 20.2    | 7.1   | 7.1     | 6.7       | 6.7     | 71.1              | 71.2    | 6.6             | 6.6     | <0.1           | <0.1    | 12.0      | 12.0    |
|                     |      |                 | 20.2             |         | 7.1   |         | 6.7       |         | 71.2              |         | 6.6             |         |                |         |           |         |
| C3b                 | 9:18 | <0.5            | 19.2             | 19.2    | 7.3   | 7.3     | 7.0       | 7.0     | 75.9              | 75.9    | 6.8             | 6.8     | <0.1           | <0.1    | 8.1       | 8.2     |
|                     |      |                 | 19.2             |         | 7.3   |         | 7.0       |         | 75.9              |         | 6.8             |         |                |         |           |         |
| I5                  | 9:28 | <0.5            | 19.0             | 19.0    | 7.3   | 7.3     | 7.0       | 7.0     | 75.4              | 75.4    | 6.0             | 6.0     | <0.1           | <0.1    | 5.5       | 6.6     |
|                     |      |                 | 19.0             |         | 7.3   |         | 7.0       |         | 75.4              |         | 6.0             |         |                |         |           |         |

Date of Monitoring 12/5/2016 Weather: Sunny

| Monitoring Location | Time  | Water Depth (m) | Temperature (°C) |         | pH    |         | DO (mg/L) |         | DO (% saturation) |         | Turbidity (NTU) |         | Salinity (g/L) |         | SS (mg/L) |         |
|---------------------|-------|-----------------|------------------|---------|-------|---------|-----------|---------|-------------------|---------|-----------------|---------|----------------|---------|-----------|---------|
|                     |       |                 | Value            | Average | Value | Average | Value     | Average | Value             | Average | Value           | Average | Value          | Average | Value     | Average |
| C3a                 | 11:10 | <0.5            | 24.8             | 24.8    | 6.9   | 6.9     | 7.1       | 7.1     | 85.9              | 85.9    | 12.7            | 12.7    | <0.1           | <0.1    | 11.0      | 11.0    |
|                     |       |                 | 24.8             |         | 6.9   |         | 7.1       |         | 85.9              |         | 12.7            |         |                |         |           |         |
| C3b                 | 11:40 | <0.5            | 23.4             | 23.4    | 7.3   | 7.3     | 7.6       | 7.6     | 89.1              | 89.1    | 13.5            | 13.5    | <0.1           | <0.1    | 14.0      | 14.0    |
|                     |       |                 | 23.4             |         | 7.3   |         | 7.6       |         | 89.1              |         | 13.5            |         |                |         |           |         |
| I5                  | 11:59 | <0.5            | 24.8             | 24.8    | 7.3   | 7.3     | 8.6       | 8.6     | 103.6             | 103.6   | 7.7             | 7.7     | <0.1           | <0.1    | 7.4       | 6.9     |
|                     |       |                 | 24.8             |         | 7.3   |         | 8.6       |         | 103.6             |         | 7.7             |         |                |         |           |         |

Date of Monitoring 12/7/2016 Weather: Sunny

| Monitoring Location | Time | Water Depth (m) | Temperature (°C) |         | pH    |         | DO (mg/L) |         | DO (% saturation) |         | Turbidity (NTU) |         | Salinity (g/L) |         | SS (mg/L) |         |
|---------------------|------|-----------------|------------------|---------|-------|---------|-----------|---------|-------------------|---------|-----------------|---------|----------------|---------|-----------|---------|
|                     |      |                 | Value            | Average | Value | Average | Value     | Average | Value             | Average | Value           | Average | Value          | Average | Value     | Average |
| C3a                 | 9:00 | <0.5            | 19.8             | 19.8    | 6.8   | 6.8     | 6.6       | 6.6     | 72.3              | 72.3    | 20.0            | 20.0    | <0.1           | <0.1    | 22.0      | 27.0    |
|                     |      |                 | 19.8             |         | 6.8   |         | 6.6       |         | 72.3              |         | 20.0            |         |                |         |           |         |
| C3b                 | 9:26 | <0.5            | 19.1             | 19.1    | 7.4   | 7.4     | 8.5       | 8.5     | 92.0              | 92.0    | 3.9             | 3.9     | <0.1           | <0.1    | 3.6       | 3.6     |
|                     |      |                 | 19.1             |         | 7.4   |         | 8.5       |         | 92.0              |         | 3.9             |         |                |         |           |         |
| I5                  | 9:38 | <0.5            | 19.0             | 19.0    | 7.3   | 7.3     | 9.4       | 9.4     | 100.9             | 100.9   | 4.0             | 4.0     | <0.1           | <0.1    | 4.1       | 3.9     |
|                     |      |                 | 19.0             |         | 7.3   |         | 9.4       |         | 100.9             |         | 4.0             |         |                |         |           |         |

Date of Monitoring 12/9/2016 Weather: Sunny

| Monitoring Location | Time | Water Depth (m) | Temperature (°C) |         | pH    |         | DO (mg/L) |         | DO (% saturation) |         | Turbidity (NTU) |         | Salinity (g/L) |         | SS (mg/L) |         |
|---------------------|------|-----------------|------------------|---------|-------|---------|-----------|---------|-------------------|---------|-----------------|---------|----------------|---------|-----------|---------|
|                     |      |                 | Value            | Average | Value | Average | Value     | Average | Value             | Average | Value           | Average | Value          | Average | Value     | Average |
| C3a                 | 8:59 | <0.5            | 18.0             | 18.0    | 7.0   | 7.0     | 7.2       | 7.2     | 76.0              | 76.0    | 5.9             | 5.9     | <0.1           | <0.1    | 7.6       | 6.7     |
|                     |      |                 | 18.0             |         | 7.0   |         | 7.2       |         | 76.0              |         | 5.9             |         |                |         |           |         |
| C3b                 | 9:25 | <0.5            | 18.0             | 18.0    | 7.3   | 7.3     | 8.8       | 8.8     | 92.7              | 92.7    | 3.2             | 3.2     | <0.1           | <0.1    | 2.9       | 2.9     |
|                     |      |                 | 18.0             |         | 7.3   |         | 8.8       |         | 92.7              |         | 3.2             |         |                |         |           |         |
| I5                  | 9:38 | <0.5            | 17.5             | 17.5    | 7.3   | 7.3     | 9.1       | 9.1     | 95.3              | 95.3    | 3.9             | 3.9     | <0.1           | <0.1    | 2.8       | 2.7     |
|                     |      |                 | 17.5             |         | 7.3   |         | 9.1       |         | 95.3              |         | 3.9             |         |                |         |           |         |

Date of Monitoring 12/12/2016 Weather: Sunny

| Monitoring Location | Time  | Water Depth (m) | Temperature (°C) |         | pH    |         | DO (mg/L) |         | DO (% saturation) |         | Turbidity (NTU) |         | Salinity (g/L) |         | SS (mg/L) |         |
|---------------------|-------|-----------------|------------------|---------|-------|---------|-----------|---------|-------------------|---------|-----------------|---------|----------------|---------|-----------|---------|
|                     |       |                 | Value            | Average | Value | Average | Value     | Average | Value             | Average | Value           | Average | Value          | Average | Value     | Average |
| C3a                 | 12:04 | <0.5            | 24.0             | 24.0    | 7.0   | 7.0     | 6.0       | 6.0     | 71.4              | 71.3    | 14.1            | 14.2    | <0.1           | <0.1    | 16.0      | 16.0    |
|                     |       |                 | 24.0             |         | 7.0   |         | 6.0       |         | 71.2              |         | 14.2            |         |                |         |           |         |
| C3b                 | 11:12 | <0.5            | 22.7             | 22.7    | 7.4   | 7.4     | 9.6       | 9.6     | 110.0             | 110.0   | 5.0             | 4.9     | <0.1           | <0.1    | 5.3       | 5.6     |
|                     |       |                 | 22.7             |         | 7.4   |         | 9.6       |         | 110.9             |         | 4.8             |         |                |         |           |         |
| I5                  | 11:19 | <0.5            | 21.5             | 21.5    | 7.3   | 7.3     | 6.0       | 6.0     | 67.8              | 67.9    | 4.1             | 4.0     | <0.1           | <0.1    | 3.8       | 3.8     |
|                     |       |                 | 21.5             |         | 7.3   |         | 6.0       |         | 68.0              |         | 3.9             |         |                |         |           |         |

Date of Monitoring 12/14/2016 Weather: Sunny

| Monitoring Location | Time  | Water Depth (m) | Temperature (°C) |         | pH    |         | DO (mg/L) |         | DO (% saturation) |         | Turbidity (NTU) |         | Salinity (g/L) |         | SS (mg/L) |         |
|---------------------|-------|-----------------|------------------|---------|-------|---------|-----------|---------|-------------------|---------|-----------------|---------|----------------|---------|-----------|---------|
|                     |       |                 | Value            | Average | Value | Average | Value     | Average | Value             | Average | Value           | Average | Value          | Average | Value     | Average |
| C3a                 | 10:49 | <0.5            | 22.6             | 22.6    | 7.2   | 7.2     | 7.4       | 7.4     | 85.3              | 85.3    | 20.0            | 20.0    | <0.1           | <0.1    | 18.0      | 18.0    |
|                     |       |                 | 22.6             |         | 7.2   |         | 7.4       |         | 85.3              |         | 20.0            |         |                |         |           |         |
| C3b                 | 11:14 | <0.5            | 21.1             | 21.1    | 7.4   | 7.4     | 7.9       | 7.9     | 88.7              | 88.7    | 7.7             | 7.7     | <0.1           | <0.1    | 6.0       | 6.0     |
|                     |       |                 | 21.1             |         | 7.4   |         | 7.9       |         | 88.7              |         | 7.7             |         |                |         |           |         |
| I5                  | 11:30 | <0.5            | 21.9             | 21.9    | 7.2   | 7.2     | 9.9       | 9.9     | 113.1             | 113.1   | 4.0             | 4.0     | <0.1           | <0.1    | 3.8       | 3.7     |
|                     |       |                 | 21.9             |         | 7.2   |         | 9.9       |         | 113.1             |         | 4.0             |         |                |         |           |         |

Date of Monitoring 12/16/2016 Weather: Sunny

| Monitoring Location | Time  | Water Depth (m) | Temperature (°C) |         | pH    |         | DO (mg/L) |         | DO (% saturation) |         | Turbidity (NTU) |         | Salinity (g/L) |         | SS (mg/L) |         |
|---------------------|-------|-----------------|------------------|---------|-------|---------|-----------|---------|-------------------|---------|-----------------|---------|----------------|---------|-----------|---------|
|                     |       |                 | Value            | Average | Value | Average | Value     | Average | Value             | Average | Value           | Average | Value          | Average | Value     | Average |
| C3a                 | 11:34 | <0.5            | 19.8             | 19.8    | 7.7   | 7.7     | 8.6       | 8.6     | 94.2              | 94.2    | 9.9             | 9.9     | <0.1           | <0.1    | 5.2       | 6.3     |
|                     |       |                 | 19.8             |         | 7.7   |         | 8.6       |         | 94.2              |         | 9.9             |         |                |         |           |         |
| C3b                 | 11:55 | <0.5            | 18.0             | 18.0    | 7.6   | 7.6     | 8.9       | 8.9     | 93.9              | 93.9    | 5.6             | 5.6     | <0.1           | <0.1    | 4.2       | 4.4     |
|                     |       |                 | 18.0             |         | 7.6   |         | 8.9       |         | 93.9              |         | 5.6             |         |                |         |           |         |
| I5                  | 12:09 | <0.5            | 19.1             | 19.1    | 7.6   | 7.6     | 11.5      | 11.5    | 124.2             | 124.2   | 6.5             | 6.5     | <0.1           | <0.1    | 6.2       | 7.3     |
|                     |       |                 | 19.1             |         | 7.6   |         | 11.5      |         | 124.2             |         | 6.5             |         |                |         |           |         |

Date of Monitoring 12/19/2016 Weather: Sunny

| Monitoring Location | Time  | Water Depth (m) | Temperature (°C) |         | pH    |         | DO (mg/L) |         | DO (% saturation) |         | Turbidity (NTU) |         | Salinity (g/L) |         | SS (mg/L) |         |
|---------------------|-------|-----------------|------------------|---------|-------|---------|-----------|---------|-------------------|---------|-----------------|---------|----------------|---------|-----------|---------|
|                     |       |                 | Value            | Average | Value | Average | Value     | Average | Value             | Average | Value           | Average | Value          | Average | Value     | Average |
| C3a                 | 11:10 | <0.5            | 22.7             | 22.7    | 7.4   | 7.4     | 7.0       | 7.0     | 81.0              | 81.0    | 15.1            | 15.1    | <0.1           | <0.1    | 10.0      | 9.9     |
|                     |       |                 | 22.7             |         | 7.4   |         | 7.0       |         | 81.0              |         | 15.1            |         |                |         |           |         |
| C3b                 | 11:38 | <0.5            | 20.8             | 20.8    | 7.3   | 7.3     | 7.6       | 7.6     | 84.4              | 84.4    | 4.0             | 4.0     | <0.1           | <0.1    | 2.6       | 2.9     |
|                     |       |                 | 20.8             |         | 7.3   |         | 7.6       |         | 84.4              |         | 4.0             |         |                |         |           |         |
| I5                  | 11:55 | <0.5            | 23.0             | 23.0    | 7.3   | 7.3     | 10.1      | 10.1    | 118.2             | 118.2   | 4.7             | 4.7     | <0.1           | <0.1    | 4.5       | 4.7     |
|                     |       |                 | 23.0             |         | 7.3   |         | 10.1      |         | 118.2             |         | 4.7             |         |                |         |           |         |

Date of Monitoring 12/21/2016 Weather: Cloudy

| Monitoring Location | Time  | Water Depth (m) | Temperature (°C) |         | pH    |         | DO (mg/L) |         | DO (% saturation) |         | Turbidity (NTU) |         | Salinity (g/L) |         | SS (mg/L) |         |
|---------------------|-------|-----------------|------------------|---------|-------|---------|-----------|---------|-------------------|---------|-----------------|---------|----------------|---------|-----------|---------|
|                     |       |                 | Value            | Average | Value | Average | Value     | Average | Value             | Average | Value           | Average | Value          | Average | Value     | Average |
| C3a                 | 16:15 | <0.5            | 22.6             | 22.6    | 7.0   | 7.0     | 6.0       | 6.0     | 69.8              | 69.8    | 22.0            | 22.0    | <0.1           | <0.1    | 11.0      | 14.0    |
|                     |       |                 | 22.6             |         | 7.0   |         | 6.0       |         | 69.8              |         | 22.0            |         |                |         |           |         |
| C3b                 | 16:33 | <0.5            | 21.6             | 21.6    | 7.1   | 7.1     | 7.4       | 7.4     | 84.2              | 84.2    | 5.6             | 5.6     | <0.1           | <0.1    | 4.3       | 4.2     |
|                     |       |                 | 21.6             |         | 7.1   |         | 7.4       |         | 84.2              |         | 5.6             |         |                |         |           |         |
| I5                  | 16:45 | <0.5            | 22.5             | 22.5    | 7.1   | 7.1     | 8.7       | 8.7     | 100.9             | 100.9   | 7.8             | 7.8     | <0.1           | <0.1    | 4.8       | 5.7     |
|                     |       |                 | 22.5             |         | 7.1   |         | 8.7       |         | 100.9             |         | 7.8             |         |                |         |           |         |

Date of Monitoring 12/23/2016 Weather: Cloudy

NOTE:  
 Data in **Bold** denotes exceedance of respective Action Level  
 Data in **Bold Underline** denotes exceedance of respective Limit Level



Project Name: Contract No. CV/2012/09 Liantang / Heung Yuen Wai Boundary Control Point Site Formation and Infrastructure works - Contract 3  
 Entrusted Portion of Widening of Tolo Highway / Fanling Highway between Island House Interchange and Fanling - Stage 2

| Monitoring Location | Time  | Water Depth (m) | Temperature (°C) |         | pH    |         | DO (mg/L) |         | DO (% saturation) |         | Turbidity (NTU) |         | Salinity (g/L) |         | SS (mg/L) |         |
|---------------------|-------|-----------------|------------------|---------|-------|---------|-----------|---------|-------------------|---------|-----------------|---------|----------------|---------|-----------|---------|
|                     |       |                 | Value            | Average | Value | Average | Value     | Average | Value             | Average | Value           | Average | Value          | Average | Value     | Average |
| C3a                 | 11:07 | <0.5            | 20.7             | 20.7    | 6.5   | 6.5     | 6.5       | 6.5     | 73.0              | 73.0    | 18.4            | 16.4    | <0.1           | <0.1    | 15.0      | 15.0    |
|                     |       |                 | 20.7             |         | 6.5   |         | 6.5       |         | 73.0              |         | 16.4            |         |                |         |           |         |
| C3b                 | 11:25 | <0.5            | 20.0             | 20.0    | 6.8   | 6.8     | 7.8       | 7.8     | 86.1              | 86.1    | 7.8             | 7.8     | <0.1           | <0.1    | 6.6       | 6.7     |
|                     |       |                 | 20.0             |         | 6.8   |         | 7.8       |         | 86.1              |         | 7.8             |         |                |         |           |         |
| I5                  | 11:34 | <0.5            | 20.6             | 20.6    | 7.1   | 7.1     | 9.9       | 9.9     | 110.5             | 110.5   | 8.4             | 8.4     | <0.1           | <0.1    | 5.3       | 5.3     |
|                     |       |                 | 20.6             |         | 7.1   |         | 9.9       |         | 110.5             |         | 8.4             |         |                |         |           |         |

Date of Monitoring 12/28/2016 Weather : Cloudy

| Monitoring Location | Time  | Water Depth (m) | Temperature (°C) |         | pH    |         | DO (mg/L) |         | DO (% saturation) |         | Turbidity (NTU) |         | Salinity (g/L) |         | SS (mg/L) |         |
|---------------------|-------|-----------------|------------------|---------|-------|---------|-----------|---------|-------------------|---------|-----------------|---------|----------------|---------|-----------|---------|
|                     |       |                 | Value            | Average | Value | Average | Value     | Average | Value             | Average | Value           | Average | Value          | Average | Value     | Average |
| C3a                 | 11:12 | <0.5            | 17.2             | 17.2    | 6.9   | 6.9     | 8.3       | 8.3     | 86.7              | 86.7    | 9.8             | 9.8     | <0.1           | <0.1    | 9.0       | 8.6     |
|                     |       |                 | 17.2             |         | 6.9   |         | 8.3       |         | 86.7              |         | 9.8             |         |                |         |           |         |
| C3b                 | 11:32 | <0.5            | 16.5             | 16.5    | 7.0   | 7.0     | 8.8       | 8.8     | 89.7              | 89.7    | 10.4            | 10.4    | <0.1           | <0.1    | 5.8       | 5.0     |
|                     |       |                 | 16.5             |         | 7.0   |         | 8.8       |         | 89.7              |         | 10.4            |         |                |         |           |         |
| I5                  | 11:46 | <0.5            | 16.7             | 16.7    | 7.1   | 7.1     | 10.9      | 10.9    | 112.2             | 112.2   | 5.2             | 5.2     | <0.1           | <0.1    | 5.3       | 4.7     |
|                     |       |                 | 16.7             |         | 7.1   |         | 10.9      |         | 112.2             |         | 5.2             |         |                |         |           |         |

Date of Monitoring 12/30/2016 Weather : Cloudy

| Monitoring Location | Time  | Water Depth (m) | Temperature (°C) |         | pH    |         | DO (mg/L) |         | DO (% saturation) |         | Turbidity (NTU) |         | Salinity (g/L) |         | SS (mg/L) |         |
|---------------------|-------|-----------------|------------------|---------|-------|---------|-----------|---------|-------------------|---------|-----------------|---------|----------------|---------|-----------|---------|
|                     |       |                 | Value            | Average | Value | Average | Value     | Average | Value             | Average | Value           | Average | Value          | Average | Value     | Average |
| C3a                 | 11:19 | <0.5            | 20.1             | 20.1    | 6.5   | 6.5     | 7.8       | 7.8     | 86.1              | 86.1    | 20.2            | 20.2    | <0.1           | <0.1    | 15.0      | 15.5    |
|                     |       |                 | 20.1             |         | 6.5   |         | 7.8       |         | 86.1              |         | 20.2            |         |                |         |           |         |
| C3b                 | 11:41 | <0.5            | 17.6             | 17.6    | 6.7   | 6.7     | 8.8       | 8.8     | 92.7              | 92.7    | 5.8             | 5.8     | <0.1           | <0.1    | 3.6       | 4.0     |
|                     |       |                 | 17.6             |         | 6.7   |         | 8.8       |         | 92.7              |         | 5.8             |         |                |         |           |         |
| I5                  | 11:52 | <0.5            | 19.5             | 19.5    | 6.9   | 6.9     | 9.2       | 9.2     | 100.4             | 100.4   | 20.9            | 20.9    | <0.1           | <0.1    | 15.0      | 15.0    |
|                     |       |                 | 19.5             |         | 6.9   |         | 9.2       |         | 100.4             |         | 20.9            |         |                |         |           |         |

NOTE:  
 Data in **Bold** denotes exceedance of respective Action Level  
 Data in **Bold Underline** denotes exceedance of respective Limit Level

Project Name: Contract No. CV/2012/09 Liantang / Heung Yuen Wai Boundary Control Point Site Formation and Infrastructure works - Contract 3  
 Suspended Solid (October 20 Entrusted Portion of Widening of Tolo Highway / Fanling Highway between Island House Interchange and Fanling - Stage 2

Date of Monitoring 1/3/2017 Weather: Sunny

| Monitoring Location | Time  | Water Depth (m) | Temperature (°C) |         | pH    |         | DO (mg/L) |         | DO (% saturation) |         | Turbidity (NTU) |         | Salinity (g/L) |         | SS (mg/L) |         |
|---------------------|-------|-----------------|------------------|---------|-------|---------|-----------|---------|-------------------|---------|-----------------|---------|----------------|---------|-----------|---------|
|                     |       |                 | Value            | Average | Value | Average | Value     | Average | Value             | Average | Value           | Average | Value          | Average | Value     | Average |
| C3a                 | 11:23 | <0.5            | 22.3             | 22.3    | 6.3   | 6.3     | 7.1       | 7.1     | 82.1              | 82.1    | 17.0            | 17.0    | <0.1           | <0.1    | 12.0      | 12.5    |
|                     |       |                 | 22.3             |         | 6.3   |         | 7.1       |         | 82.1              |         | 17.0            |         | <0.1           |         | 13.0      |         |
| C3b                 | 11:43 | <0.5            | 20.8             | 20.8    | 6.7   | 6.7     | 7.6       | 7.6     | 84.8              | 84.8    | 5.9             | 5.9     | <0.1           | <0.1    | 3.1       | 3.3     |
|                     |       |                 | 20.8             |         | 6.7   |         | 7.6       |         | 84.8              |         | 5.9             |         | <0.1           |         | 3.4       |         |
| I5                  | 11:55 | <0.5            | 22.5             | 22.5    | 6.9   | 6.9     | 9.5       | 9.5     | 109.5             | 109.5   | 4.8             | 4.8     | <0.1           | <0.1    | <2.5      | <2.5    |
|                     |       |                 | 22.5             |         | 6.9   |         | 9.5       |         | 109.5             |         | 4.8             |         | <0.1           |         | <2.5      |         |

Date of Monitoring 1/5/2017 Weather: Sunny

| Monitoring Location | Time  | Water Depth (m) | Temperature (°C) |         | pH    |         | DO (mg/L) |         | DO (% saturation) |         | Turbidity (NTU) |         | Salinity (g/L) |         | SS (mg/L) |         |
|---------------------|-------|-----------------|------------------|---------|-------|---------|-----------|---------|-------------------|---------|-----------------|---------|----------------|---------|-----------|---------|
|                     |       |                 | Value            | Average | Value | Average | Value     | Average | Value             | Average | Value           | Average | Value          | Average | Value     | Average |
| C3a                 | 11:14 | <0.5            | 22.8             | 22.8    | 6.4   | 6.4     | 7.6       | 7.6     | 88.5              | 88.5    | 17.2            | 17.2    | <0.1           | <0.1    | 13.0      | 12.5    |
|                     |       |                 | 22.8             |         | 6.4   |         | 7.6       |         | 88.5              |         | 17.2            |         | <0.1           |         | 12.0      |         |
| C3b                 | 11:34 | <0.5            | 21.5             | 21.5    | 6.6   | 6.6     | 7.7       | 7.7     | 86.7              | 86.7    | 8.9             | 8.9     | <0.1           | <0.1    | 6.4       | 6.4     |
|                     |       |                 | 21.5             |         | 6.6   |         | 7.7       |         | 86.7              |         | 8.9             |         | <0.1           |         | 6.3       |         |
| I5                  | 11:48 | <0.5            | 23.0             | 23.0    | 6.8   | 6.8     | 8.9       | 8.9     | 104.2             | 104.2   | 5.8             | 5.8     | <0.1           | <0.1    | 5.1       | 4.6     |
|                     |       |                 | 23.0             |         | 6.8   |         | 8.9       |         | 104.2             |         | 5.8             |         | <0.1           |         | 4.1       |         |

Date of Monitoring 1/7/2017 Weather: Sunny

| Monitoring Location | Time | Water Depth (m) | Temperature (°C) |         | pH    |         | DO (mg/L) |         | DO (% saturation) |         | Turbidity (NTU) |         | Salinity (g/L) |         | SS (mg/L) |         |
|---------------------|------|-----------------|------------------|---------|-------|---------|-----------|---------|-------------------|---------|-----------------|---------|----------------|---------|-----------|---------|
|                     |      |                 | Value            | Average | Value | Average | Value     | Average | Value             | Average | Value           | Average | Value          | Average | Value     | Average |
| C3a                 | 9:13 | <0.5            | 20.9             | 20.9    | 6.2   | 6.2     | 5.8       | 5.8     | 64.5              | 64.5    | 16.7            | 16.7    | <0.1           | <0.1    | 13.0      | 11.5    |
|                     |      |                 | 20.9             |         | 6.2   |         | 5.8       |         | 64.5              |         | 16.7            |         | <0.1           |         | 10.0      |         |
| C3b                 | 9:36 | <0.5            | 20.6             | 20.6    | 6.6   | 6.6     | 7.4       | 7.4     | 82.2              | 82.2    | 16.7            | 16.7    | <0.1           | <0.1    | 9.8       | 9.3     |
|                     |      |                 | 20.6             |         | 6.6   |         | 7.4       |         | 82.2              |         | 16.7            |         | <0.1           |         | 8.8       |         |
| I5                  | 9:49 | <0.5            | 20.6             | 20.6    | 6.8   | 6.8     | 7.1       | 7.1     | 78.9              | 78.9    | 5.1             | 5.1     | <0.1           | <0.1    | <2.5      | <2.5    |
|                     |      |                 | 20.6             |         | 6.8   |         | 7.1       |         | 78.9              |         | 5.1             |         | <0.1           |         | <2.5      |         |

Date of Monitoring 1/9/2017 Weather: Sunny

| Monitoring Location | Time  | Water Depth (m) | Temperature (°C) |         | pH    |         | DO (mg/L) |         | DO (% saturation) |         | Turbidity (NTU) |         | Salinity (g/L) |         | SS (mg/L) |         |
|---------------------|-------|-----------------|------------------|---------|-------|---------|-----------|---------|-------------------|---------|-----------------|---------|----------------|---------|-----------|---------|
|                     |       |                 | Value            | Average | Value | Average | Value     | Average | Value             | Average | Value           | Average | Value          | Average | Value     | Average |
| C3a                 | 11:16 | <0.5            | 22.1             | 22.1    | 6.4   | 6.4     | 7.4       | 7.4     | 85.3              | 85.3    | 16.5            | 16.5    | <0.1           | <0.1    | 6.3       | 6.2     |
|                     |       |                 | 22.1             |         | 6.4   |         | 7.4       |         | 85.3              |         | 16.5            |         | <0.1           |         | 6.0       |         |
| C3b                 | 11:41 | <0.5            | 21.2             | 21.2    | 6.9   | 6.9     | 7.6       | 7.6     | 85.3              | 85.3    | 29.0            | 29.0    | <0.1           | <0.1    | 16.0      | 17.0    |
|                     |       |                 | 21.2             |         | 6.9   |         | 7.6       |         | 85.3              |         | 29.0            |         | <0.1           |         | 18.0      |         |
| I5                  | 11:54 | <0.5            | 22.4             | 22.4    | 7.0   | 7.0     | 8.6       | 8.6     | 99.6              | 99.6    | 8.0             | 8.0     | <0.1           | <0.1    | 5.1       | 5.1     |
|                     |       |                 | 22.4             |         | 7.0   |         | 8.6       |         | 99.6              |         | 8.0             |         | <0.1           |         | 5.0       |         |

Date of Monitoring 1/11/2017 Weather: Sunny

| Monitoring Location | Time  | Water Depth (m) | Temperature (°C) |         | pH    |         | DO (mg/L) |         | DO (% saturation) |         | Turbidity (NTU) |         | Salinity (g/L) |         | SS (mg/L) |         |
|---------------------|-------|-----------------|------------------|---------|-------|---------|-----------|---------|-------------------|---------|-----------------|---------|----------------|---------|-----------|---------|
|                     |       |                 | Value            | Average | Value | Average | Value     | Average | Value             | Average | Value           | Average | Value          | Average | Value     | Average |
| C3a                 | 11:11 | <0.5            | 21.6             | 21.6    | 7.0   | 7.0     | 7.4       | 7.4     | 83.9              | 83.9    | 11.5            | 11.5    | <0.1           | <0.1    | 8.3       | 8.6     |
|                     |       |                 | 21.6             |         | 7.0   |         | 7.4       |         | 83.9              |         | 11.5            |         | <0.1           |         | 8.8       |         |
| C3b                 | 11:36 | <0.5            | 20.7             | 20.7    | 6.9   | 6.9     | 7.6       | 7.6     | 85.2              | 85.2    | 73.2            | 73.2    | <0.1           | <0.1    | 38.0      | 38.5    |
|                     |       |                 | 20.7             |         | 6.9   |         | 7.6       |         | 85.2              |         | 73.2            |         | <0.1           |         | 39.0      |         |
| I5                  | 11:51 | <0.5            | 21.6             | 21.6    | 6.9   | 6.9     | 8.6       | 8.6     | 97.2              | 97.2    | 29.7            | 29.7    | <0.1           | <0.1    | 15.0      | 16.0    |
|                     |       |                 | 21.6             |         | 6.9   |         | 8.6       |         | 97.2              |         | 29.7            |         | <0.1           |         | 17.0      |         |

Date of Monitoring 1/13/2017 Weather: Cloudy

| Monitoring Location | Time  | Water Depth (m) | Temperature (°C) |         | pH    |         | DO (mg/L) |         | DO (% saturation) |         | Turbidity (NTU) |         | Salinity (g/L) |         | SS (mg/L) |         |
|---------------------|-------|-----------------|------------------|---------|-------|---------|-----------|---------|-------------------|---------|-----------------|---------|----------------|---------|-----------|---------|
|                     |       |                 | Value            | Average | Value | Average | Value     | Average | Value             | Average | Value           | Average | Value          | Average | Value     | Average |
| C3a                 | 11:05 | <0.5            | 17.7             | 17.7    | 6.3   | 6.3     | 7.6       | 7.6     | 79.4              | 79.4    | 9.9             | 9.9     | <0.1           | <0.1    | 4.7       | 5.6     |
|                     |       |                 | 17.7             |         | 6.3   |         | 7.6       |         | 79.4              |         | 9.9             |         | <0.1           |         | 6.4       |         |
| C3b                 | 11:28 | <0.5            | 17.6             | 17.6    | 6.7   | 6.7     | 7.9       | 7.9     | 82.7              | 82.7    | 25.1            | 25.1    | <0.1           | <0.1    | 13.0      | 13.5    |
|                     |       |                 | 17.6             |         | 6.7   |         | 7.9       |         | 82.7              |         | 25.1            |         | <0.1           |         | 14.0      |         |
| I5                  | 11:42 | <0.5            | 17.4             | 17.4    | 7.0   | 7.0     | 7.5       | 7.5     | 78.1              | 78.1    | 7.2             | 7.2     | <0.1           | <0.1    | 2.7       | 2.9     |
|                     |       |                 | 17.4             |         | 7.0   |         | 7.5       |         | 78.1              |         | 7.2             |         | <0.1           |         | 3.0       |         |

Date of Monitoring 1/16/2017 Weather: Cloudy

| Monitoring Location | Time  | Water Depth (m) | Temperature (°C) |         | pH    |         | DO (mg/L) |         | DO (% saturation) |         | Turbidity (NTU) |         | Salinity (g/L) |         | SS (mg/L) |         |
|---------------------|-------|-----------------|------------------|---------|-------|---------|-----------|---------|-------------------|---------|-----------------|---------|----------------|---------|-----------|---------|
|                     |       |                 | Value            | Average | Value | Average | Value     | Average | Value             | Average | Value           | Average | Value          | Average | Value     | Average |
| C3a                 | 11:03 | <0.5            | 17.5             | 17.5    | 6.3   | 6.3     | 7.0       | 7.0     | 73.5              | 73.5    | 11.6            | 11.6    | <0.1           | <0.1    | 2.6       | 2.6     |
|                     |       |                 | 17.5             |         | 6.3   |         | 7.0       |         | 73.5              |         | 11.6            |         | <0.1           |         | <2.5      |         |
| C3b                 | 11:26 | <0.5            | 17.3             | 17.3    | 6.7   | 6.7     | 7.9       | 7.9     | 82.3              | 82.3    | 9.6             | 9.6     | <0.1           | <0.1    | 5.9       | 6.1     |
|                     |       |                 | 17.3             |         | 6.7   |         | 7.9       |         | 82.3              |         | 9.6             |         | <0.1           |         | 6.3       |         |
| I5                  | 11:41 | <0.5            | 17.4             | 17.4    | 7.0   | 7.0     | 7.4       | 7.4     | 77.2              | 77.2    | 5.9             | 5.9     | <0.1           | <0.1    | 5.3       | 5.3     |
|                     |       |                 | 17.4             |         | 7.0   |         | 7.4       |         | 77.2              |         | 5.9             |         | <0.1           |         | 5.3       |         |

Date of Monitoring 1/18/2017 Weather: Cloudy

| Monitoring Location | Time  | Water Depth (m) | Temperature (°C) |         | pH    |         | DO (mg/L) |         | DO (% saturation) |         | Turbidity (NTU) |         | Salinity (g/L) |         | SS (mg/L) |         |
|---------------------|-------|-----------------|------------------|---------|-------|---------|-----------|---------|-------------------|---------|-----------------|---------|----------------|---------|-----------|---------|
|                     |       |                 | Value            | Average | Value | Average | Value     | Average | Value             | Average | Value           | Average | Value          | Average | Value     | Average |
| C3a                 | 11:11 | <0.5            | 20.3             | 20.3    | 6.5   | 6.5     | 6.2       | 6.2     | 68.4              | 68.4    | 14.7            | 14.7    | <0.1           | <0.1    | 14.0      | 11.7    |
|                     |       |                 | 20.3             |         | 6.5   |         | 6.2       |         | 68.4              |         | 14.7            |         | <0.1           |         | 9.3       |         |
| C3b                 | 11:33 | <0.5            | 19.6             | 19.6    | 6.8   | 6.8     | 7.8       | 7.8     | 84.9              | 84.9    | 11.0            | 11.0    | <0.1           | <0.1    | 6.4       | 7.2     |
|                     |       |                 | 19.6             |         | 6.8   |         | 7.8       |         | 84.9              |         | 11.0            |         | <0.1           |         | 7.9       |         |
| I5                  | 11:45 | <0.5            | 19.9             | 19.9    | 7.0   | 7.0     | 7.1       | 7.1     | 78.2              | 78.2    | 7.4             | 7.4     | <0.1           | <0.1    | 4.9       | 4.4     |
|                     |       |                 | 19.9             |         | 7.0   |         | 7.1       |         | 78.2              |         | 7.4             |         | <0.1           |         | 3.9       |         |

Date of Monitoring 1/20/2017 Weather: Sunny

| Monitoring Location | Time  | Water Depth (m) | Temperature (°C) |         | pH    |         | DO (mg/L) |         | DO (% saturation) |         | Turbidity (NTU) |         | Salinity (g/L) |         | SS (mg/L) |         |
|---------------------|-------|-----------------|------------------|---------|-------|---------|-----------|---------|-------------------|---------|-----------------|---------|----------------|---------|-----------|---------|
|                     |       |                 | Value            | Average | Value | Average | Value     | Average | Value             | Average | Value           | Average | Value          | Average | Value     | Average |
| C3a                 | 11:12 | <0.5            | 20.2             | 20.2    | 6.2   | 6.2     | 7.1       | 7.1     | 78.7              | 78.7    | 17.4            | 17.4    | <0.1           | <0.1    | 12.0      | 12.5    |
|                     |       |                 | 20.2             |         | 6.2   |         | 7.1       |         | 78.7              |         | 17.4            |         | <0.1           |         | 13.0      |         |
| C3b                 | 11:34 | <0.5            | 19.0             | 19.0    | 6.7   | 6.7     | 7.8       | 7.8     | 84.3              | 84.3    | 10.9            | 10.9    | <0.1           | <0.1    | 7.9       | 8.1     |
|                     |       |                 | 19.0             |         | 6.7   |         | 7.8       |         | 84.3              |         | 10.9            |         | <0.1           |         | 8.3       |         |
| I5                  | 11:46 | <0.5            | 20.2             | 20.2    | 6.9   | 6.9     | 8.0       | 8.0     | 88.9              | 88.9    | 11.6            | 11.6    | <0.1           | <0.1    | 7.0       | 6.5     |
|                     |       |                 | 20.2             |         | 6.9   |         | 8.0       |         | 88.9              |         | 11.6            |         | <0.1           |         | 5.9       |         |

Date of Monitoring 1/23/2017 Weather: Cloudy

NOTE:  
 Data in **Bold** denotes exceedance of respective Action Level  
 Data in **Bold Underline** denotes exceedance of respective Limit Level

Project Name: Contract No. CV/2012/09 Liantang / Heung Yuen Wai Boundary Control Point Site Formation and Infrastructure works - Contract 3  
 Suspended Solid (October 20 Entrusted Portion of Widening of Tolo Highway / Fanling Highway between Island House Interchange and Fanling - Stage 2

| Monitoring Location | Time  | Water Depth (m) | Temperature (°C) |         | pH    |         | DO (mg/L) |         | DO (% saturation) |         | Turbidity (NTU) |         | Salinity (g/L) |         | SS (mg/L) |         |
|---------------------|-------|-----------------|------------------|---------|-------|---------|-----------|---------|-------------------|---------|-----------------|---------|----------------|---------|-----------|---------|
|                     |       |                 | Value            | Average | Value | Average | Value     | Average | Value             | Average | Value           | Average | Value          | Average | Value     | Average |
| C3a                 | 11:10 | <0.5            | 19.6             | 19.6    | 6.3   | 6.3     | 6.9       | 6.9     | 75.5              | 75.5    | 12.7            | 12.7    | <0.1           | <0.1    | 7.0       | 7.8     |
|                     |       |                 | 19.6             |         | 6.3   |         | 6.9       |         | 75.5              |         | 12.7            |         | <0.1           |         |           |         |
|                     |       |                 | 18.3             |         | 6.7   |         | 8.2       |         | 87.4              |         | 10.5            |         | <0.1           |         |           |         |
| C3b                 | 11:32 | <0.5            | 18.3             | 18.3    | 6.7   | 6.7     | 8.2       | 8.2     | 87.4              | 87.4    | 10.5            | 10.5    | <0.1           | <0.1    | 11.0      | 9.2     |
|                     |       |                 | 18.3             |         | 6.7   |         | 8.2       |         | 87.4              |         | 10.5            |         | <0.1           |         |           |         |
|                     |       |                 | 18.8             |         | 7.0   |         | 8.4       |         | 90.4              |         | 7.0             |         | <0.1           |         |           |         |
| I5                  | 11:43 | <0.5            | 18.8             | 18.8    | 7.0   | 7.0     | 8.4       | 8.4     | 90.4              | 90.4    | 7.0             | 7.0     | <0.1           | <0.1    | 4.5       | 3.8     |
|                     |       |                 | 18.8             |         | 7.0   |         | 8.4       |         | 90.4              |         | 7.0             |         | <0.1           |         |           |         |
|                     |       |                 | 18.8             |         | 7.0   |         | 8.4       |         | 90.4              |         | 7.0             |         | <0.1           |         |           |         |

Date of Monitoring 1/25/2017 Weather : Sunny

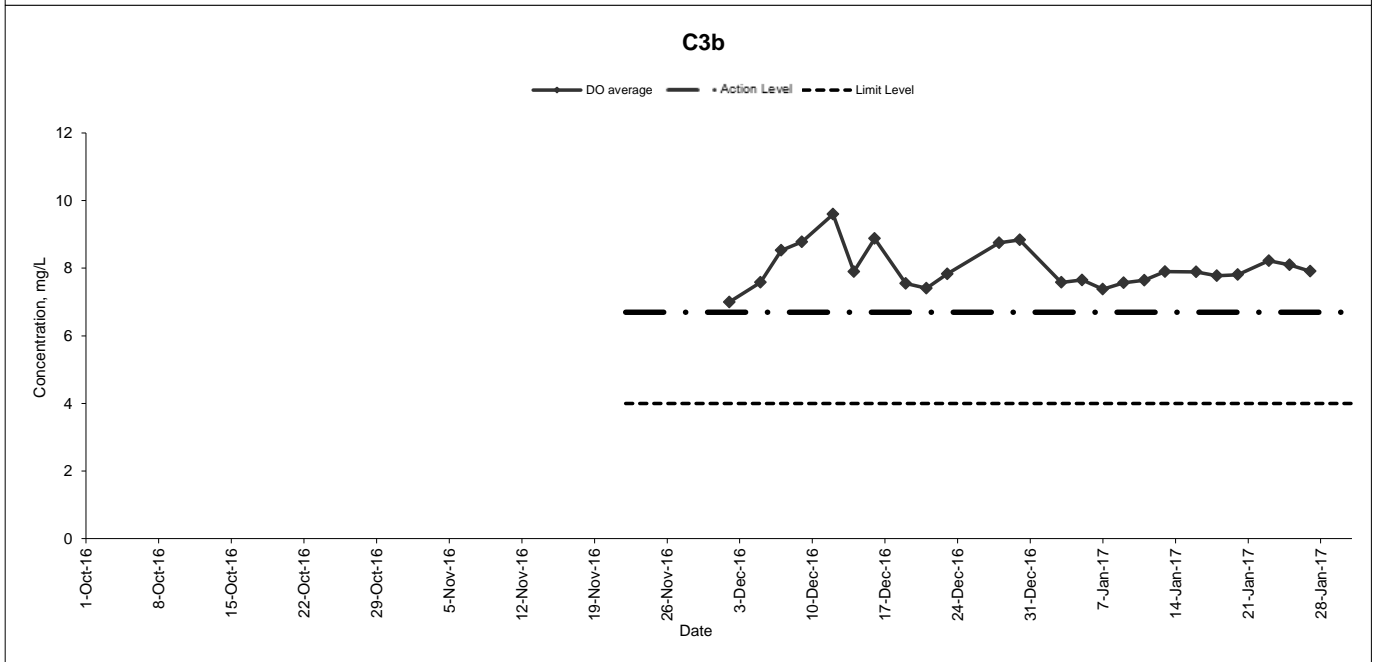
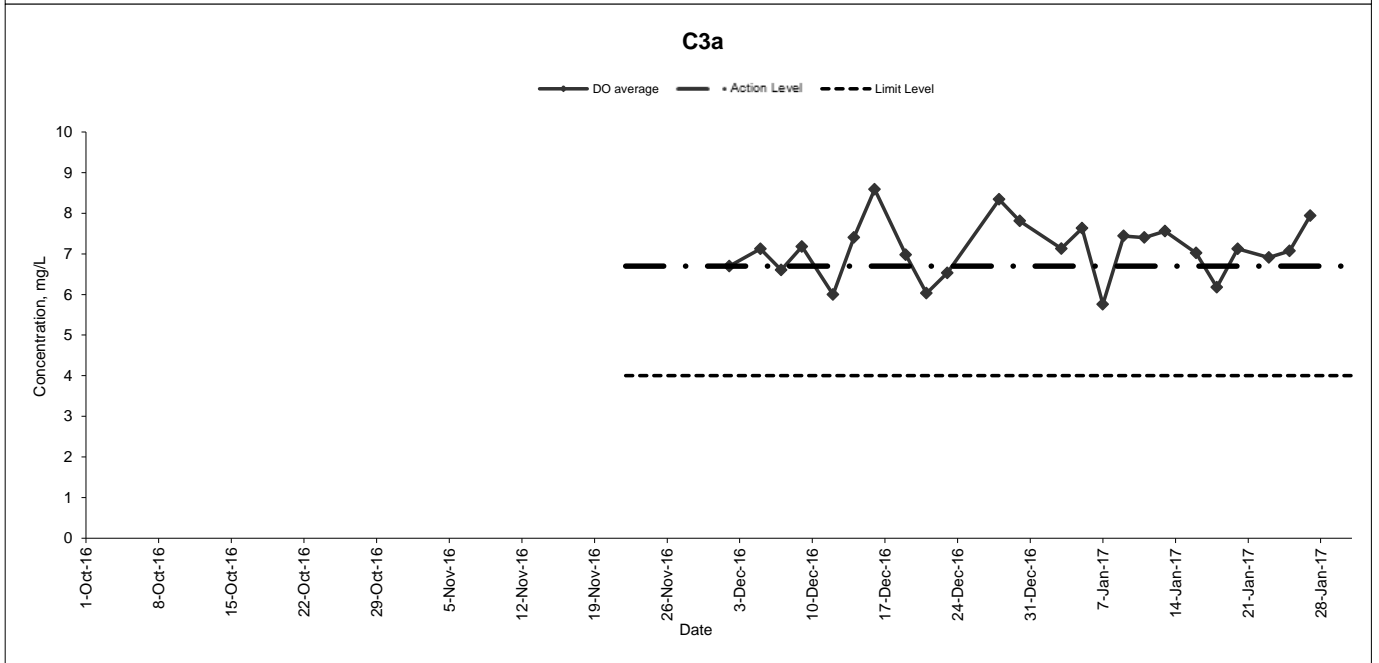
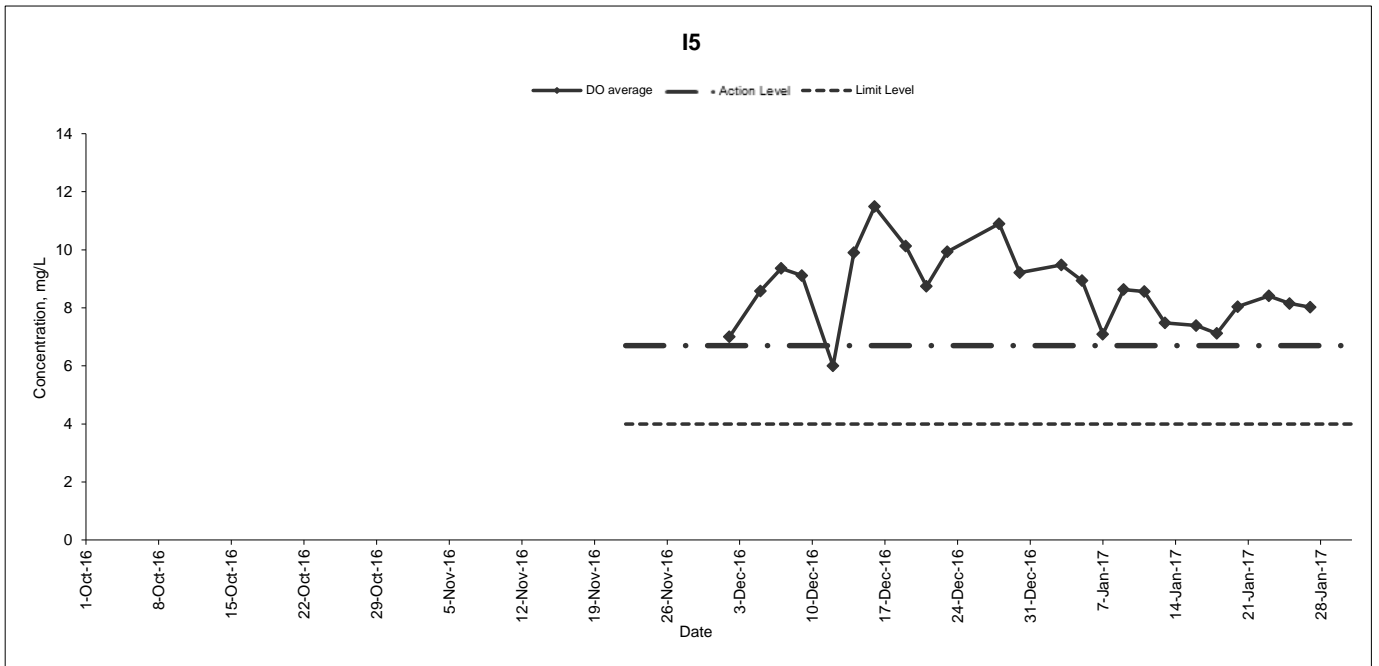
| Monitoring Location | Time  | Water Depth (m) | Temperature (°C) |         | pH    |         | DO (mg/L) |         | DO (% saturation) |         | Turbidity (NTU) |         | Salinity (g/L) |         | SS (mg/L) |         |
|---------------------|-------|-----------------|------------------|---------|-------|---------|-----------|---------|-------------------|---------|-----------------|---------|----------------|---------|-----------|---------|
|                     |       |                 | Value            | Average | Value | Average | Value     | Average | Value             | Average | Value           | Average | Value          | Average | Value     | Average |
| C3a                 | 11:07 | <0.5            | 20.9             | 20.9    | 6.4   | 6.4     | 7.1       | 7.1     | 79.2              | 79.2    | 13.1            | 13.1    | <0.1           | <0.1    | 6.9       | 6.9     |
|                     |       |                 | 20.9             |         | 6.4   |         | 7.1       |         | 79.2              |         | 13.1            |         | <0.1           |         |           |         |
|                     |       |                 | 19.7             |         | 6.8   |         | 8.1       |         | 88.6              |         | 7.5             |         | <0.1           |         |           |         |
| C3b                 | 11:29 | <0.5            | 19.7             | 19.7    | 6.8   | 6.8     | 8.1       | 8.1     | 88.6              | 88.6    | 7.5             | 7.5     | <0.1           | <0.1    | 3.7       | 3.8     |
|                     |       |                 | 19.7             |         | 6.8   |         | 8.1       |         | 88.6              |         | 7.5             |         | <0.1           |         |           |         |
|                     |       |                 | 20.5             |         | 7.0   |         | 8.2       |         | 90.7              |         | 6.9             |         | <0.1           |         |           |         |
| I5                  | 11:43 | <0.5            | 20.5             | 20.5    | 7.0   | 7.0     | 8.2       | 8.2     | 90.7              | 90.7    | 6.9             | 6.9     | <0.1           | <0.1    | 3.0       | 3.2     |
|                     |       |                 | 20.5             |         | 7.0   |         | 8.2       |         | 90.7              |         | 6.9             |         | <0.1           |         |           |         |
|                     |       |                 | 20.5             |         | 7.0   |         | 8.2       |         | 90.7              |         | 6.9             |         | <0.1           |         |           |         |

Date of Monitoring 1/27/2017 Weather : Sunny

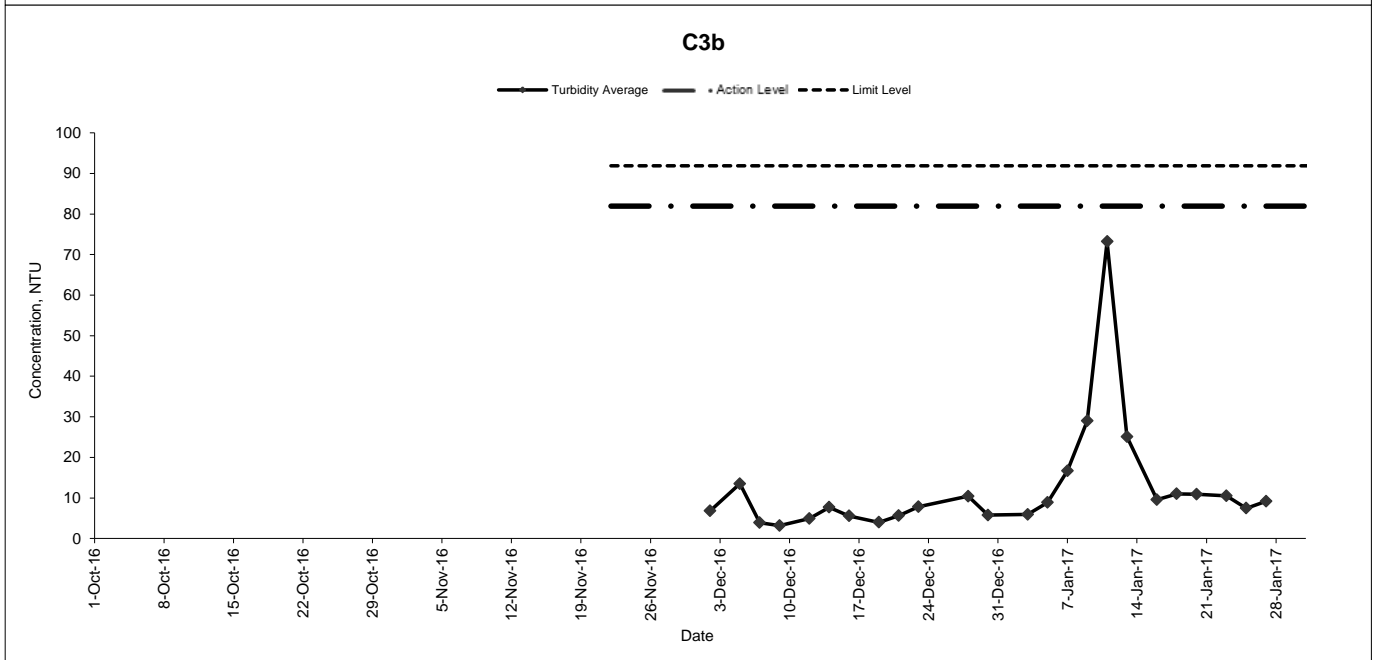
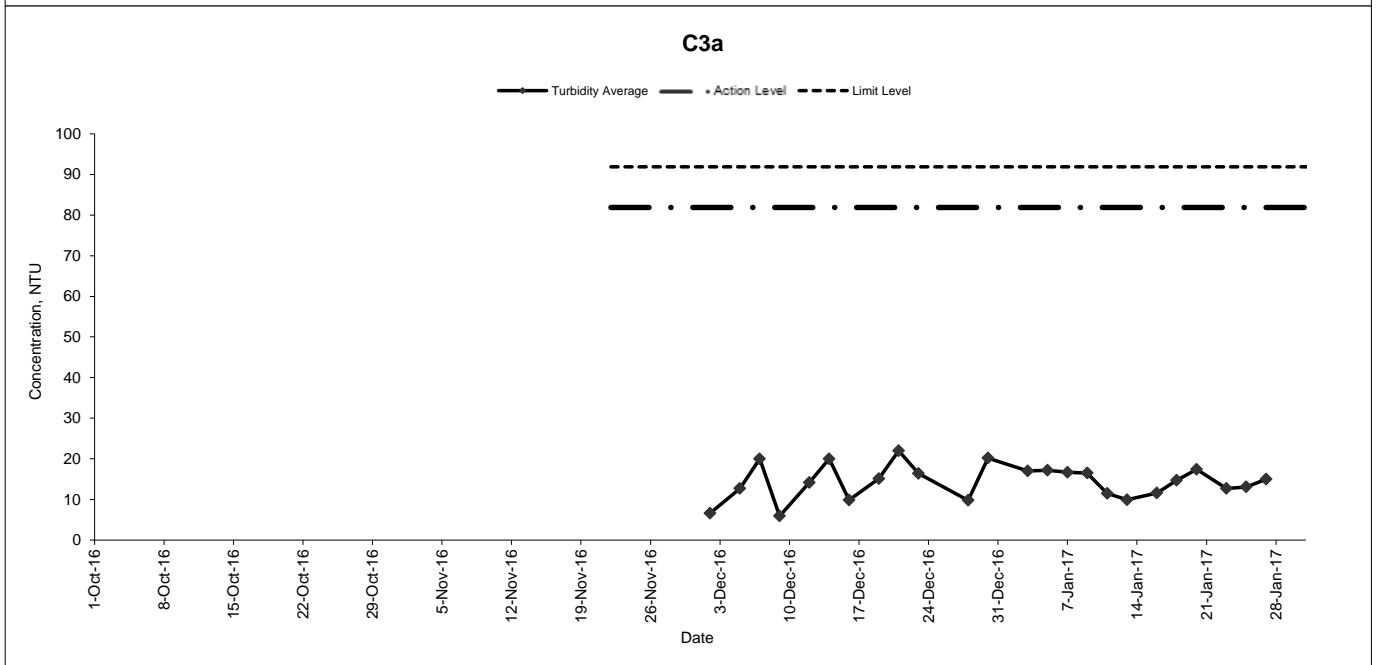
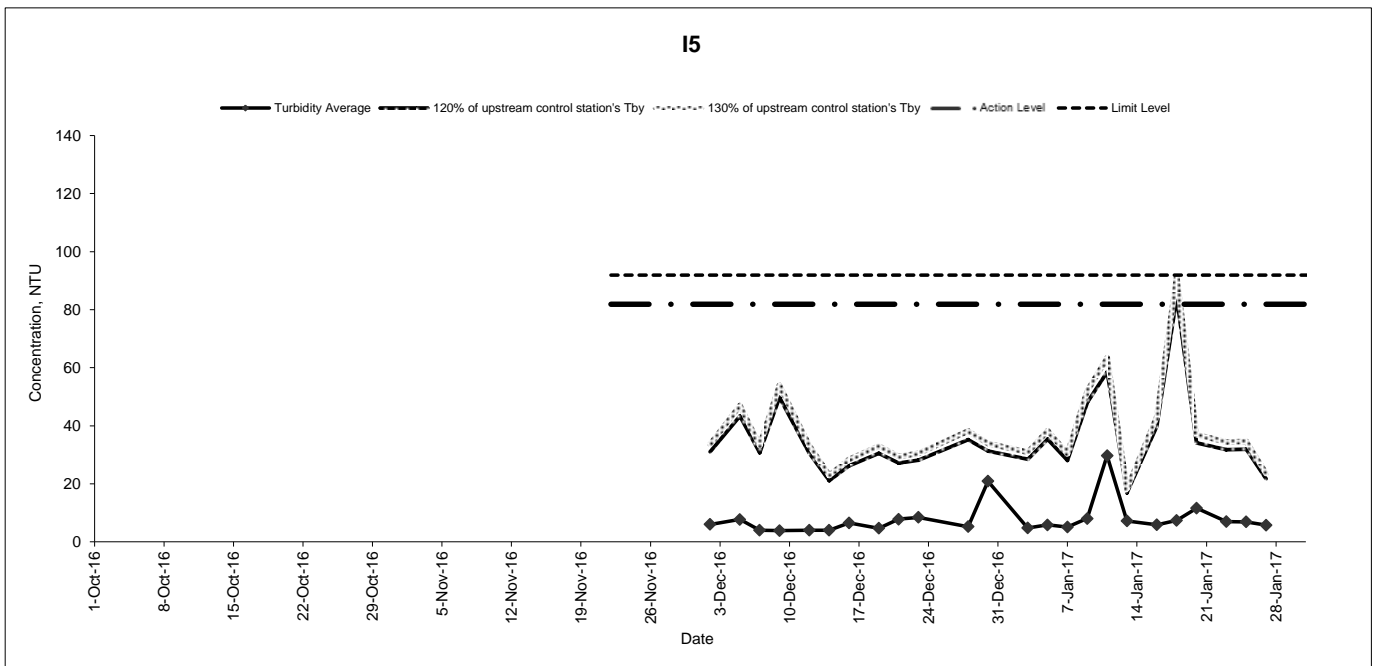
| Monitoring Location | Time  | Water Depth (m) | Temperature (°C) |         | pH    |         | DO (mg/L) |         | DO (% saturation) |         | Turbidity (NTU) |         | Salinity (g/L) |         | SS (mg/L) |         |
|---------------------|-------|-----------------|------------------|---------|-------|---------|-----------|---------|-------------------|---------|-----------------|---------|----------------|---------|-----------|---------|
|                     |       |                 | Value            | Average | Value | Average | Value     | Average | Value             | Average | Value           | Average | Value          | Average | Value     | Average |
| C3a                 | 11:06 | <0.5            | 19.9             | 19.9    | 6.4   | 6.4     | 7.9       | 7.9     | 87.1              | 87.1    | 15.0            | 15.0    | <0.1           | <0.1    | 14.0      | 14.5    |
|                     |       |                 | 19.9             |         | 6.4   |         | 7.9       |         | 87.1              |         | 15.0            |         | <0.1           |         |           |         |
|                     |       |                 | 18.9             |         | 6.7   |         | 7.9       |         | 85.2              |         | 9.2             |         | <0.1           |         |           |         |
| C3b                 | 11:32 | <0.5            | 18.9             | 18.9    | 6.7   | 6.7     | 7.9       | 7.9     | 85.2              | 85.2    | 9.2             | 9.2     | <0.1           | <0.1    | 4.6       | 4.3     |
|                     |       |                 | 18.9             |         | 6.7   |         | 7.9       |         | 85.2              |         | 9.2             |         | <0.1           |         |           |         |
|                     |       |                 | 19.6             |         | 6.9   |         | 8.0       |         | 87.7              |         | 5.7             |         | <0.1           |         |           |         |
| I5                  | 11:47 | <0.5            | 19.6             | 19.6    | 6.9   | 6.9     | 8.0       | 8.0     | 87.7              | 87.7    | 5.7             | 5.7     | <0.1           | <0.1    | <2.5      | 2.8     |
|                     |       |                 | 19.6             |         | 6.9   |         | 8.0       |         | 87.7              |         | 5.7             |         | <0.1           |         |           |         |
|                     |       |                 | 19.6             |         | 6.9   |         | 8.0       |         | 87.7              |         | 5.7             |         | <0.1           |         |           |         |

NOTE:  
 Data in **Bold** denotes exceedance of respective Action Level  
 Data in **Bold Underline** denotes exceedance of respective Limit Level

## Dissolved Oxygen (October 2016 - January 2017)



## Turbidity (October 2016 - January 2017)



## Suspended Solid (October 2016 - January 2017)

