

Total Suspended Particulates (TSP) Sampler
Field Calibration Report

Station Fanling Government Secondary School (AM2)
 Date: 27-Jul-15
 Model No: TE-5170
 Equipment No.: A-001-74T

Operator: Shum Kam Yuen
 Next Due Date: 27-Sep-15
 Verified Against: O.T.S -- 988
 Expiration Date: 28-May-2015

Ambient Condition			
Temperature, Ta	303.0	Kelvin	Pressure, Pa
			757.3 mmHg

Orifice Transfer Standard Information					
Equipment No.:	843	Slope, mc	1.99924	Intercept, bc	-0.01238
Last Calibration Date:	9-Dec-14	$mc \times Qstd + bc = [H \times (Pa/760) \times (298/Ta)]^{1/2}$			
Next Calibration Date:	9-Dec-15				

Calibration of TSP Sampler					
Calibration Point	H in. of water	$[H \times (Pa/760) \times (298/Ta)]^{1/2}$	Qstd (m ³ /min) X - axis	W in. of oil	$[\Delta W \times (Pa/760) \times (298/Ta)]^{1/2}$ Y-axis
1	7.0	2.62	1.32	4.5	2.10
2	5.8	2.38	1.20	3.7	1.90
3	4.5	2.10	1.06	3.1	1.74
4	3.5	1.85	0.93	2.4	1.53
5	2.3	1.50	0.76	1.6	1.25

By Linear Regression of Y on X
 Slope , mw = 1.4914 Intercept, bw = 0.1320
 Correlation Coefficient* = 0.9982

Set Point Calculation

From the TSP Field Calibration Curve, take Qstd = 1.21 m³/min (43 CFM)
 From the Regression Equation, the "Y" value according to

$$m \times Qstd + b = [W \times (Pa/760) \times (298/Ta)]^{1/2}$$

Therefore, Set Point W = $(m \times Qstd + b)^2 \times (760 / Pa) \times (Ta / 298) =$ 3.83

*If Correlation Coefficient < 0.990, check and recalibrate again.

Remarks: _____

QC Reviewer: WS CHAN Signature:  Date: 27/7/15

Total Suspended Particulates (TSP) Sampler Field Calibration Report

Station Fanling Government Secondary School (AM2)
Date: 26-Sep-15
Model No.: TE-5170
Equipment No.: A-001-74T

Operator: Shum Kam Yuen
Next Due Date: 26-Nov-15
Verified Against: O.T.S -- 988
Expiration Date: 28-May-2015

Ambient Condition			
Temperature, Ta	304.0	Kelvin	Pressure, Pa
			756.1 mmHg

Orifice Transfer Standard Information					
Equipment No.:	843	Slope, mc	1.99924	Intercept, bc	-0.01238
Last Calibration Date:	9-Dec-14	mc x Qstd + bc = [H x (Pa/760) x (298/Ta)]^{1/2}			
Next Calibration Date:	9-Dec-15				

Calibration of TSP Sampler					
Calibration Point	H in. of water	[H x (Pa/760) x (298/Ta)] ^{1/2}	Qstd (m ³ /min) X - axis	W in. of oil	[ΔW x (Pa/760) x (298/Ta)] ^{1/2} Y-axis
1	6.9	2.59	1.30	4.5	2.09
2	5.8	2.38	1.20	3.9	1.95
3	4.5	2.09	1.05	3.0	1.71
4	3.6	1.87	0.94	2.6	1.59
5	2.2	1.46	0.74	1.6	1.25

By Linear Regression of Y on X
 Slope, mw = 1.4859 Intercept, bw = 0.1637
 Correlation Coefficient* = 0.9985

Set Point Calculation
From the TSP Field Calibration Curve, take Qstd = 1.21 m ³ /min (43 CFM) From the Regression Equation, the "Y" value according to
$m \times Qstd + b = [W \times (Pa/760) \times (298/Ta)]^{1/2}$
Therefore, Set Point W = $(m \times Qstd + b)^2 \times (760 / Pa) \times (Ta / 298) =$ <u>3.95</u>

*If Correlation Coefficient < 0.990, check and recalibrate again.

Remarks: _____

QC Reviewer: NH Yip Signature: HK Date: 26/9/2015



TISCH ENVIRONMENTAL, INC.
 145 SOUTH MIAMI AVE
 VILLAGE OF CLEVELAND, OH
 45002
 513.467.9000
 877.263.7610 TOLL FREE
 513.467.9009 FAX

ORIFICE TRANSFER STANDARD CERTIFICATION WORKSHEET TE-5025A

Date - Dec 09, 2014 Rootmeter S/N 0438320 Ta (K) - 293
 Operator Tisch Orifice I.D. - 0843 Pa (mm) - 755.65

PLATE OR Run #	VOLUME START (m3)	VOLUME STOP (m3)	DIFF VOLUME (m3)	DIFF TIME (min)	METER	ORIFICE
					DIFF Hg (mm)	DIFF H2O (in.)
1	NA	NA	1.00	1.4010	3.2	2.00
2	NA	NA	1.00	0.9950	6.4	4.00
3	NA	NA	1.00	0.8830	7.9	5.00
4	NA	NA	1.00	0.8420	8.8	5.50
5	NA	NA	1.00	0.6960	12.7	8.00

DATA TABULATION

Vstd	(x axis) Qstd	(y axis)	Va	(x axis) Qa	(y axis)
1.0069	0.7187	1.4221	0.9957	0.7107	0.8806
1.0027	1.0077	2.0112	0.9915	0.9965	1.2454
1.0006	1.1332	2.2486	0.9894	1.1206	1.3924
0.9994	1.1870	2.3584	0.9883	1.1738	1.4603
0.9942	1.4285	2.8443	0.9831	1.4126	1.7612
Qstd slope (m) = 1.99924			Qa slope (m) = 1.25189		
intercept (b) = -0.01238			intercept (b) = -0.00766		
coefficient (r) = 0.99990			coefficient (r) = 0.99990		
y axis = SQRT[H2O(Pa/760) (298/Ta)]			y axis = SQRT[H2O(Ta/Pa)]		

CALCULATIONS

Vstd = Diff. Vol [(Pa-Diff. Hg)/760] (298/Ta)
 Qstd = Vstd/Time

Va = Diff Vol [(Pa-Diff Hg)/Pa]
 Qa = Va/Time

For subsequent flow rate calculations:

Qstd = 1/m{ [SQRT(H2O(Pa/760) (298/Ta))] - b}
 Qa = 1/m{ [SQRT H2O(Ta/Pa)] - b}

EQUIPMENT CALIBRATION RECORD

Type: Laser Dust Monitor
 Manufacturer/Brand: SIBATA
 Model No.: LD-3
 Equipment No.: A.005.07a
 Sensitivity Adjustment Scale Setting: 557 CPM

Operator: Mike Shek (MSKM)

Standard Equipment

Equipment: Rupprecht & Patashnick TEOM®
 Venue: Cyberport (Pui Ying Secondary School)
 Model No.: Series 1400AB
 Serial No: Control: 140AB219899803
 Sensor: 1200C143659803 K₀: 12500
 Last Calibration Date*: 7 May 2015

*Remarks: Recommended interval for hardware calibration is 1 year

Calibration Result

Sensitivity Adjustment Scale Setting (Before Calibration): 557 CPM
 Sensitivity Adjustment Scale Setting (After Calibration): 557 CPM

Hour	Date (dd-mm-yy)	Time	Ambient Condition		Concentration ¹ (mg/m ³) Y-axis	Total Count ²	Count/ Minute ³ X-axis
			Temp (°C)	R.H. (%)			
1	08-05-15	09:15 - 10:15	26.9	76	0.04417	1763	29.38
2	08-05-15	10:15 - 11:15	26.9	76	0.04625	1851	30.85
3	08-05-15	11:15 - 12:15	26.9	77	0.04513	1805	30.08
4	08-05-15	12:15 - 13:15	27.1	77	0.04828	1926	32.10

Note: 1. Monitoring data was measured by Rupprecht & Patashnick TEOM®
 2. Total Count was logged by Laser Dust Monitor
 3. Count/minute was calculated by (Total Count/60)

By Linear Regression of Y or X

Slope (K-factor): 0.0015
 Correlation coefficient: 0.9983

Validity of Calibration Record: 8 May 2016

Remarks:

QC Reviewer: YW Fung Signature:  Date: 11 May 2015

EQUIPMENT CALIBRATION RECORD

Type: Laser Dust Monitor
 Manufacturer/Brand: SIBATA
 Model No.: LD-3
 Equipment No.: A.005.09a
 Sensitivity Adjustment Scale Setting: 797 CPM

Operator: Mike Shek (MSKM)

Standard Equipment

Equipment: Rupprecht & Patashnick TEOM®
 Venue: Cyberport (Pui Ying Secondary School)
 Model No.: Series 1400AB
 Serial No: Control: 140AB219899803
 Sensor: 1200C143659803 K₀: 12500
 Last Calibration Date*: 7 May 2015

*Remarks: Recommended interval for hardware calibration is 1 year

Calibration Result

Sensitivity Adjustment Scale Setting (Before Calibration): 797 CPM
 Sensitivity Adjustment Scale Setting (After Calibration): 797 CPM

Hour	Date (dd-mm-yy)	Time	Ambient Condition		Concentration ¹ (mg/m ³) Y-axis	Total Count ²	Count/ Minute ³ X-axis
			Temp (°C)	R.H. (%)			
1	08-05-15	13:15 - 14:15	27.1	77	0.04986	1994	33.23
2	08-05-15	14:15 - 15:15	27.1	77	0.05083	2037	33.95
3	08-05-15	15:15 - 16:15	27.1	77	0.05012	2003	33.38
4	08-05-15	16:15 - 17:15	27.1	76	0.05241	2095	34.92

Note: 1. Monitoring data was measured by Rupprecht & Patashnick TEOM®
 2. Total Count was logged by Laser Dust Monitor
 3. Count/minute was calculated by (Total Count/60)

By Linear Regression of Y or X

Slope (K-factor): 0.0015
 Correlation coefficient: 0.9968

Validity of Calibration Record: 8 May 2016

Remarks:

QC Reviewer: YW Fung Signature:  Date: 11 May 2015



CERTIFICATE OF CALIBRATION

Certificate No.: 15CA0317 03 Page 1 of 2

Item tested

Description:	Sound Level Meter (Type 1)	, Microphone
Manufacturer:	B & K	, B & K
Type/Model No.:	2238	, 4188
Serial/Equipment No.:	2285692	, 2791211
Adaptors used:	-	, -

Item submitted by

Customer Name: AECOM ASIA CO., LTD.
Address of Customer: -
Request No.: -
Date of receipt: 17-Mar-2015

Date of test: 18-Mar-2015

Reference equipment used in the calibration

Description:	Model:	Serial No.	Expiry Date:	Traceable to:
Multi function sound calibrator	B&K 4226	2288444	20-Jun-2015	CIGISMEC
Signal generator	DS 360	33873	09-Apr-2015	CEPREI
Signal generator	DS 360	61227	09-Apr-2015	CEPREI

Ambient conditions

Temperature: 21 ± 1 °C
Relative humidity: 60 ± 10 %
Air pressure: 1010 ± 5 hPa

Test specifications

- 1, The Sound Level Meter has been calibrated in accordance with the requirements as specified in BS 7580: Part 1: 1997 and the lab calibration procedure SMTP004-CA-152.
- 2, The electrical tests were performed using an electrical signal substituted for the microphone which was removed and replaced by an equivalent capacitance within a tolerance of ±20%.
- 3, The acoustic calibration was performed using an B&K 4226 sound calibrator and corrections was applied for the difference between the free-field and pressure responsiveness of the Sound Level Meter.

Test results

This is to certify that the Sound Level Meter conforms to BS 7580: Part 1: 1997 for the conditions under which the test was performed.

Details of the performed measurements are presented on page 2 of this certificate.


Actual Measurement data are documented on worksheets.

Approved Signatory:

Huang Jian Min/Feng Jun Qi

Date: 19-Mar-2015

Company Chop:



Comments: The results reported in this certificate refer to the condition of the instrument on the date of calibration and carry no implication regarding the long-term stability of the instrument.



CERTIFICATE OF CALIBRATION

Certificate No.: 15CA0703 02-02 Page 1 of 2

Item tested

Description:	Sound Level Meter (Type 1)	,	Microphone
Manufacturer:	B & K	,	B & K
Type/Model No.:	2238	,	4188
Serial/Equipment No.:	2800927	,	2791214
Adaptors used:	-	,	-

Item submitted by

N-009 06
Customer Name: AECOM ASIA CO., LTD.
Address of Customer: -
Request No.: -
Date of receipt: 03-Jul-2015

Date of test: 04-Jul-2015

Reference equipment used in the calibration

Description:	Model:	Serial No.	Expiry Date:	Traceable to:
Multi function sound calibrator	B&K 4226	2288444	19-Jun-2016	CIGISMEC
Signal generator	DS 360	33873	16-Apr-2016	CEPREI
Signal generator	DS 360	61227	16-Apr-2016	CEPREI

Ambient conditions

Temperature: 21 ± 1 °C
Relative humidity: 60 ± 10 %
Air pressure: 1000 ± 5 hPa

Test specifications

- 1, The Sound Level Meter has been calibrated in accordance with the requirements as specified in BS 7580: Part 1: 1997 and the lab calibration procedure SMTP004-CA-152.
- 2, The electrical tests were performed using an electrical signal substituted for the microphone which was removed and replaced by an equivalent capacitance within a tolerance of ±20%.
- 3, The acoustic calibration was performed using an B&K 4226 sound calibrator and corrections was applied for the difference between the free-field and pressure responsiveness of the Sound Level Meter.

Test results

This is to certify that the Sound Level Meter conforms to BS 7580: Part 1: 1997 for the conditions under which the test was performed.

Details of the performed measurements are presented on page 2 of this certificate.

Actual Measurement data are documented on worksheets.

Approved Signatory:

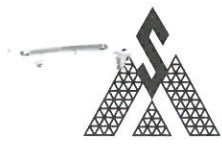
Huang Jian Min/Feng Jun Qi

Date: 06-Jul-2015

Company Chop:



Comments: The results reported in this certificate refer to the condition of the instrument on the date of calibration and carry no implication regarding the long-term stability of the instrument.



CERTIFICATE OF CALIBRATION

Certificate No.: 14CA1106 04-02

Page: 1 of 2

Item tested

Description: Acoustical Calibrator (Class 1)
Manufacturer: Rion Co., Ltd.
Type/Model No.: NC-73
Serial/Equipment No.: 10307223 / N.004.08
Adaptors used: -

Item submitted by

Customer: AECOM ASIA CO., LTD.
Address of Customer: -
Request No.: -
Date of receipt: 06-Nov-2014

Date of test: 07-Nov-2014

Reference equipment used in the calibration

Description:	Model:	Serial No.	Expiry Date:	Traceable to:
Lab standard microphone	B&K 4180	2412857	13-May-2015	SCL
Preamplifier	B&K 2673	2239857	10-Apr-2015	CEPREI
Measuring amplifier	B&K 2610	2346941	08-Apr-2015	CEPREI
Signal generator	DS 360	61227	09-Apr-2015	CEPREI
Digital multi-meter	34401A	US36087050	17-Dec-2014	CEPREI
Audio analyzer	8903B	GB41300350	07-Apr-2015	CEPREI
Universal counter	53132A	MY40003662	11-Apr-2015	CEPREI

Ambient conditions

Temperature: 22 ± 1 °C
Relative humidity: 65 ± 10 %
Air pressure: 1010 ± 10 hPa

Test specifications


- The Sound Calibrator has been calibrated in accordance with the requirements as specified in IEC 60942 1997 Annex B and the lab calibration procedure SMTP004-CA-156.
- The calibrator was tested with its axis vertical facing downwards at the specific frequency using insert voltage technique.
- The results are rounded to the nearest 0.01 dB and 0.1 Hz and have not been corrected for variations from a reference pressure of 1013.25 hectoPascals as the maker's information indicates that the instrument is insensitive to pressure changes.

Test results

This is to certify that the sound calibrator conforms to the requirements of annex B of IEC 60942: 1997 for the conditions under which the test was performed. This does not imply that the sound calibrator meets IEC 60942 under any other conditions.

Details of the performed measurements are presented on **page 2** of this certificate.

Approved Signatory:


Huang Jian Min/Feng Jun Qi

Date: 08-Nov-2014

Company Chop:



Comments: The results reported in this certificate refer to the condition of the instrument on the date of calibration and carry no implication regarding the long-term stability of the instrument.