

Total Suspended Particulates (TSP) Sampler Field Calibration Report

Station Fanling Government Secondary School (AM2)Operator: Shum Kam YuenDate: 30-Sep-14Next Due Date: 30-Nov-14Model No: TE-5170Verified Against: O.T.S -- 988Equipment No.: A-001-74TExpiration Date: 28-May-2015

Ambient Condition

Temperature, Ta	306.0	Kelvin	Pressure, Pa	757.1	mmHg
-----------------	-------	--------	--------------	-------	------

Orifice Transfer Standard Information

Equipment No.:	988	Slope, mc	1.97518	Intercept, bc	-0.01001
Last Calibration Date:	28-May-14	$mc \times Qstd + bc = [H \times (Pa/760) \times (298/Ta)]^{1/2}$			
Next Calibration Date:	28-May-15				

Calibration of TSP Sampler

Calibration Point	H in. of water	[H x (Pa/760) x (298/Ta)] ^{1/2}	Qstd (m ³ /min) X - axis	W in. of oil	[ΔW x (Pa/760) x (298/Ta)] ^{1/2} Y-axis
1	6.3	2.47	1.26	4.4	2.07
2	5.1	2.22	1.13	3.8	1.92
3	4.5	2.09	1.06	3.3	1.79
4	3.4	1.82	0.92	2.5	1.56
5	1.9	1.36	0.69	1.4	1.17

By Linear Regression of Y on X

Slope , mw = 1.6093 Intercept, bw = 0.0734
 Correlation Coefficient* = 0.9979

Set Point Calculation

From the TSP Field Calibration Curve, take Qstd = 1.21 m³/min (43 CFM)

From the Regression Equation, the "Y" value according to

$$m \times Qstd + b = [W \times (Pa/760) \times (298/Ta)]^{1/2}$$

Therefore, Set Point W = (m x Qstd + b)² x (760 / Pa) x (Ta / 298) = 4.21

*If Correlation Coefficient < 0.990, check and recalibrate again.

Remarks: _____

QC Reviewer: NIS CHANSignature: [Signature]Date: 3/10/14



TISCH ENVIRONMENTAL, INC.
 145 SOUTH MIAMI AVE
 VILLAGE OF CLEVELAND, OH
 45002
 513.467.9000
 877.263.7610 TOLL FREE
 513.467.9009 FAX

ORIFICE TRANSFER STANDARD CERTIFICATION WORKSHEET TE-5025A

Date - May 28, 2014 Rootsmeter S/N 0438320 Ta (K) - 296
 Operator Tisch Orifice I.D. - 0988 Pa (mm) - 751.84

PLATE OR Run #	VOLUME START (m3)	VOLUME STOP (m3)	DIFF VOLUME (m3)	DIFF TIME (min)	METER DIFF Hg (mm)	ORFICE DIFF H2O (in.)
1	NA	NA	1.00	1.3790	3.2	2.00
2	NA	NA	1.00	0.9720	6.4	4.00
3	NA	NA	1.00	0.8690	7.9	5.00
4	NA	NA	1.00	0.8260	8.8	5.50
5	NA	NA	1.00	0.6830	12.8	8.00

DATA TABULATION

Vstd	(x axis) Qstd	(y axis)	Va	(x axis) Qa	(y axis)
0.9917	0.7191	1.4113	0.9957	0.7221	0.8874
0.9875	1.0159	1.9959	0.9915	1.0201	1.2549
0.9854	1.1339	2.2315	0.9894	1.1385	1.4030
0.9843	1.1916	2.3405	0.9883	1.1965	1.4715
0.9790	1.4333	2.8227	0.9829	1.4392	1.7747
Qstd slope (m) = 1.97518			Qa slope (m) = 1.23683		
intercept (b) = -0.01001			intercept (b) = -0.00630		
coefficient (r) = 0.99998			coefficient (r) = 0.99998		
y axis = $\text{SQRT}[\text{H2O}(\text{Pa}/760)(298/\text{Ta})]$			y axis = $\text{SQRT}[\text{H2O}(\text{Ta}/\text{Pa})]$		

CALCULATIONS

$$\text{Vstd} = \text{Diff. Vol} [(\text{Pa} - \text{Diff. Hg}) / 760] (298 / \text{Ta})$$

$$\text{Qstd} = \text{Vstd} / \text{Time}$$

$$\text{Va} = \text{Diff Vol} [(\text{Pa} - \text{Diff Hg}) / \text{Pa}]$$

$$\text{Qa} = \text{Va} / \text{Time}$$

For subsequent flow rate calculations:

$$\text{Qstd} = 1/m \{ [\text{SQRT}(\text{H2O}(\text{Pa}/760)(298/\text{Ta}))] - b \}$$

$$\text{Qa} = 1/m \{ [\text{SQRT} \text{H2O}(\text{Ta}/\text{Pa})] - b \}$$

EQUIPMENT CALIBRATION RECORD

Type: Laser Dust Monitor
 Manufacturer/Brand: SIBATA
 Model No.: LD-3
 Equipment No.: A.005.07a
 Sensitivity Adjustment Scale Setting: 557 CPM

Operator: Mike Shek (MSKM)

Standard Equipment

Equipment: Rupprecht & Patashnick TEOM®
 Venue: Cyberport (Pui Ying Secondary School)
 Model No.: Series 1400AB
 Serial No: Control: 140AB219899803
 Sensor: 1200C143659803 K₀: 12500
 Last Calibration Date*: 10 May 2014

*Remarks: Recommended interval for hardware calibration is 1 year

Calibration Result

Sensitivity Adjustment Scale Setting (Before Calibration): 557 CPM
 Sensitivity Adjustment Scale Setting (After Calibration): 557 CPM

Hour	Date (dd-mm-yy)	Time	Ambient Condition		Concentration ¹ (mg/m ³) Y-axis	Total Count ²	Count/ Minute ³ X-axis
			Temp (°C)	R.H. (%)			
1	11-05-14	09:30 - 10:30	26.7	75	0.04434	1775	29.58
2	11-05-14	10:30 - 11:30	26.7	75	0.04716	1880	31.33
3	11-05-14	11:30 - 12:30	26.8	76	0.04927	1964	32.73
4	11-05-14	12:30 - 13:30	26.8	75	0.05035	2015	33.58

Note: 1. Monitoring data was measured by Rupprecht & Patashnick TEOM®
 2. Total Count was logged by Laser Dust Monitor
 3. Count/minute was calculated by (Total Count/60)

By Linear Regression of Y or X

Slope (K-factor): 0.0015
 Correlation coefficient: 0.9982

Validity of Calibration Record: 11 May 2015

Remarks:

QC Reviewer: YW Fung

Signature: 

Date: 12 May 2014

EQUIPMENT CALIBRATION RECORD

Type: Laser Dust Monitor
 Manufacturer/Brand: SIBATA
 Model No.: LD-3B
 Equipment No.: A.005.14a
 Sensitivity Adjustment Scale Setting: 786 CPM

Operator: Mike Shek (MSKM)

Standard Equipment

Equipment: Rupprecht & Patashnick TEOM®
 Venue: Cyberport (Pui Ying Secondary School)
 Model No.: Series 1400AB
 Serial No: Control: 140AB219899803
 Sensor: 1200C143659803 K₀: 12500
 Last Calibration Date*: 10 May 2014

*Remarks: Recommended interval for hardware calibration is 1 year

Calibration Result

Sensitivity Adjustment Scale Setting (Before Calibration): 786 CPM
 Sensitivity Adjustment Scale Setting (After Calibration): 786 CPM

Hour	Date (dd-mm-yy)	Time	Ambient Condition		Concentration ¹ (mg/m ³) Y-axis	Total Count ²	Count/ Minute ³ X-axis
			Temp (°C)	R.H. (%)			
1	18-05-14	12:45 - 13:45	28.4	77	0.05027	2158	35.97
2	18-05-14	13:45 - 14:45	28.5	76	0.05161	2211	36.85
3	18-05-14	14:45 - 15:45	28.5	76	0.05235	2247	37.45
4	18-05-14	15:45 - 16:45	28.4	77	0.05203	2233	37.22

Note: 1. Monitoring data was measured by Rupprecht & Patashnick TEOM®
 2. Total Count was logged by Laser Dust Monitor
 3. Count/minute was calculated by (Total Count/60)

By Linear Regression of Y or X

Slope (K-factor): 0.0014
 Correlation coefficient: 0.9969

Validity of Calibration Record: 18 May 2015

Remarks:

QC Reviewer: YW Fung Signature:  Date: 19 May 2014

EQUIPMENT CALIBRATION RECORD

Type: Laser Dust Monitor
 Manufacturer/Brand: SIBATA
 Model No.: LD-3B
 Equipment No.: A.005.16a
 Sensitivity Adjustment Scale Setting: 521 CPM

Operator: Mike Shek (MSKM)

Standard Equipment

Equipment: Rupprecht & Patashnick TEOM®
 Venue: Cyberport (Pui Ying Secondary School)
 Model No.: Series 1400AB
 Serial No: Control: 140AB219899803
 Sensor: 1200C143659803 K₀: 12500
 Last Calibration Date*: 10 May 2014

*Remarks: Recommended interval for hardware calibration is 1 year

Calibration Result

Sensitivity Adjustment Scale Setting (Before Calibration): 521 CPM
 Sensitivity Adjustment Scale Setting (After Calibration): 521 CPM

Hour	Date (dd-mm-yy)	Time	Ambient Condition		Concentration ¹ (mg/m ³) Y-axis	Total Count ²	Count/ Minute ³ X-axis
			Temp (°C)	R.H. (%)			
1	26-07-14	10:30 - 11:30	28.6	77	0.04931	1971	32.85
2	26-07-14	11:45 - 12:45	28.6	77	0.05142	2052	34.20
3	26-07-14	13:15 - 14:15	28.7	77	0.05589	2243	37.38
4	26-07-14	14:40 - 15:40	28.8	78	0.05293	2116	35.27

Note: 1. Monitoring data was measured by Rupprecht & Patashnick TEOM®
 2. Total Count was logged by Laser Dust Monitor
 3. Count/minute was calculated by (Total Count/60)


By Linear Regression of Y or X

Slope (K-factor): 0.0015
 Correlation coefficient: 0.9934

Validity of Calibration Record: 26 July 2015

Remarks:

QC Reviewer: YW Fung

Signature: 

Date: 28 July 2014



CERTIFICATE OF CALIBRATION

Certificate No.: 13CA1107 01-01 Page 1 of 2

Item tested

Description:	Sound Level Meter (Type 1)	,	Microphone
Manufacturer:	Rion Co., Ltd.	,	Rion Co., Ltd.
Type/Model No.:	NL-31	,	UC-53A
Serial/Equipment No.:	00320528 / N.007.03A	,	90565
Adaptors used:	-	,	-

Item submitted by

Customer Name: AECOM ASIA CO., LTD.
Address of Customer: -
Request No.: -
Date of receipt: 07-Nov-2013

Date of test: 08-Nov-2013

Reference equipment used in the calibration

Description:	Model:	Serial No.	Expiry Date:	Traceable to:
Multi function sound calibrator	B&K 4226	2288444	22-Jun-2014	CIGISMEC
Signal generator	DS 360	33873	15-Apr-2014	CEPREI
Signal generator	DS 360	61227	15-Apr-2014	CEPREI

Ambient conditions

Temperature: 22 ± 1 °C
Relative humidity: 60 ± 10 %
Air pressure: 1000 ± 10 hPa

Test specifications

- 1, The Sound Level Meter has been calibrated in accordance with the requirements as specified in BS 7580: Part 1: 1997 and the lab calibration procedure SMTP004-CA-152.
- 2, The electrical tests were performed using an electrical signal substituted for the microphone which was removed and replaced by an equivalent capacitance within a tolerance of ±20%.
- 3, The acoustic calibration was performed using an B&K 4226 sound calibrator and corrections was applied for the difference between the free-field and pressure response of the Sound Level Meter.

Test results

This is to certify that the Sound Level Meter conforms to BS 7580: Part 1: 1997 for the conditions under which the test was performed.

Details of the performed measurements are presented on page 2 of this certificate.

Actual Measurement data are documented on worksheets.

Approved Signatory:

Huang Jian Min/Feng Jun Qi

Date: 11-Nov-2013

Company Chop:



Comments: The results reported in this certificate refer to the condition of the instrument on the date of calibration and carry no implication regarding the long-term stability of the instrument.



CERTIFICATE OF CALIBRATION

Certificate No.: 14CA1106 04-01 Page 1 of 2

Item tested

Description:	Sound Level Meter (Type 1)	,	Microphone
Manufacturer:	Rion Co., Ltd.	,	Rion Co., Ltd.
Type/Model No.:	NL-31	,	UC-53A
Serial/Equipment No.:	00320528 / N.007.03A	,	90565
Adaptors used:	-	,	-

Item submitted by

Customer Name:	AECOM ASIA CO., LTD.
Address of Customer:	-
Request No.:	-
Date of receipt:	06-Nov-2014

Date of test: 07-Nov-2014

Reference equipment used in the calibration

Description:	Model:	Serial No.	Expiry Date:	Traceable to:
Multi function sound calibrator	B&K 4226	2288444	15-Jun-2015	CIGISMEC
Signal generator	DS 360	33873	09-Apr-2015	CEPREI
Signal generator	DS 360	61227	09-Apr-2015	CEPREI

Ambient conditions

Temperature:	22 ± 1 °C
Relative humidity:	65 ± 10 %
Air pressure:	1010 ± 10 hPa

Test specifications

- 1, The Sound Level Meter has been calibrated in accordance with the requirements as specified in BS 7580: Part 1: 1997 and the lab calibration procedure SMTP004-CA-152.
- 2, The electrical tests were performed using an electrical signal substituted for the microphone which was removed and replaced by an equivalent capacitance within a tolerance of ±20%.
- 3, The acoustic calibration was performed using an B&K 4226 sound calibrator and corrections was applied for the difference between the free-field and pressure responsiveness of the Sound Level Meter.

Test results

This is to certify that the Sound Level Meter conforms to BS 7580: Part 1: 1997 for the conditions under which the test was performed.

Details of the performed measurements are presented on page 2 of this certificate.

Actual Measurement data are documented on worksheets.

Approved Signatory:

Huang Jian-Min/Feng Jun Qi

Date: 08-Nov-2014

Company Chop:



Comments: The results reported in this certificate refer to the condition of the instrument on the date of calibration and carry no implication regarding the long-term stability of the instrument.



CERTIFICATE OF CALIBRATION

Certificate No.: 14CA0702 01-01 Page 1 of 2

Item tested

Description:	Sound Level Meter (Type 1)	Microphone
Manufacturer:	B & K	B & K
Type/Model No.:	2238	4188
Serial/Equipment No.:	2800927 / N.009.06	2791211
Adaptors used:	-	-

Item submitted by

Customer Name: AECOM ASIA CO., LTD.
Address of Customer: -
Request No.: -
Date of receipt: 02-Jul-2014

Date of test: 03-Jul-2014

Reference equipment used in the calibration

Description:	Model:	Serial No.	Expiry Date:	Traceable to:
Multi function sound calibrator	B&K 4226	2288444	20-Jun-2015	CIGISMEC
Signal generator	DS 360	33873	09-Apr-2015	CEPREI
Signal generator	DS 360	61227	09-Apr-2015	CEPREI

Ambient conditions

Temperature: 21 ± 1 °C
Relative humidity: 60 ± 10 %
Air pressure: 1000 ± 10 hPa

Test specifications

1. The Sound Level Meter has been calibrated in accordance with the requirements as specified in BS 7580: Part 1: 1997 and the lab calibration procedure SMTP004-CA-152.
2. The electrical tests were performed using an electrical signal substituted for the microphone which was removed and replaced by an equivalent capacitance within a tolerance of $\pm 20\%$.
3. The acoustic calibration was performed using an B&K 4226 sound calibrator and corrections was applied for the difference between the free-field and pressure responsiveness of the Sound Level Meter.

Test results

This is to certify that the Sound Level Meter conforms to BS 7580: Part 1: 1997 for the conditions under which the test was performed.

Details of the performed measurements are presented on page 2 of this certificate.


Actual Measurement data are documented on worksheets.

Approved Signatory:

Huang Jian Min / Feng Jun Qi

Date: 04-Jul-2014

Company Chop:



Comments: The results reported in this certificate refer to the condition of the instrument on the date of calibration and carry no implication regarding the long-term stability of the instrument.



CERTIFICATE OF CALIBRATION

Certificate No.: 13CA1107 01-02

Page: 1 of 2

Item tested

Description: Acoustical Calibrator (Class 1)
Manufacturer: Rion Co., Ltd.
Type/Model No.: NC-73
Serial/Equipment No.: 10307223 / N.004.08
Adaptors used: -

Item submitted by

Customer: AECOM ASIA CO., LTD.
Address of Customer: -
Request No.: -
Date of receipt: 07-Nov-2013

Date of test: 08-Nov-2013

Reference equipment used in the calibration

Description:	Model:	Serial No.	Expiry Date:	Traceable to:
Lab standard microphone	B&K 4180	2341427	17-Apr-2014	SCL
Preamplifier	B&K 2673	2239857	16-Apr-2014	CEPREI
Measuring amplifier	B&K 2610	2346941	24-Apr-2014	CEPREI
Signal generator	DS 360	61227	15-Apr-2014	CEPREI
Digital multi-meter	34401A	US36087050	10-Dec-2013	CEPREI
Audio analyzer	8903B	GB41300350	15-Apr-2014	CEPREI
Universal counter	53132A	MY40003662	15-Apr-2014	CEPREI

Ambient conditions

Temperature: 22 ± 1 °C
Relative humidity: 60 ± 10 %
Air pressure: 1000 ± 10 hPa

Test specifications


- The Sound Calibrator has been calibrated in accordance with the requirements as specified in IEC 60942 1997 Annex B and the lab calibration procedure SMTP004-CA-156.
- The calibrator was tested with its axis vertical facing downwards at the specific frequency using insert voltage technique.
- The results are rounded to the nearest 0.01 dB and 0.1 Hz and have not been corrected for variations from a reference pressure of 1013.25 hectoPascals as the maker's information indicates that the instrument is insensitive to pressure changes.

Test results

This is to certify that the sound calibrator conforms to the requirements of annex B of IEC 60942: 1997 for the conditions under which the test was performed. This does not imply that the sound calibrator meets IEC 60942 under any other conditions.

Details of the performed measurements are presented on **page 2** of this certificate.

Approved Signatory:

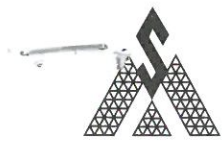

Huang Jian Min/Feng Jun Qi

Date: 11-Nov-2013

Company Chop:



Comments: The results reported in this certificate refer to the condition of the instrument on the date of calibration and carry no implication regarding the long-term stability of the instrument.



CERTIFICATE OF CALIBRATION

Certificate No.: 14CA1106 04-02

Page: 1 of 2

Item tested

Description: Acoustical Calibrator (Class 1)
Manufacturer: Rion Co., Ltd.
Type/Model No.: NC-73
Serial/Equipment No.: 10307223 / N.004.08
Adaptors used: -

Item submitted by

Customer: AECOM ASIA CO., LTD.
Address of Customer: -
Request No.: -
Date of receipt: 06-Nov-2014

Date of test: 07-Nov-2014

Reference equipment used in the calibration

Description:	Model:	Serial No.	Expiry Date:	Traceable to:
Lab standard microphone	B&K 4180	2412857	13-May-2015	SCL
Preamplifier	B&K 2673	2239857	10-Apr-2015	CEPREI
Measuring amplifier	B&K 2610	2346941	08-Apr-2015	CEPREI
Signal generator	DS 360	61227	09-Apr-2015	CEPREI
Digital multi-meter	34401A	US36087050	17-Dec-2014	CEPREI
Audio analyzer	8903B	GB41300350	07-Apr-2015	CEPREI
Universal counter	53132A	MY40003662	11-Apr-2015	CEPREI

Ambient conditions

Temperature: 22 ± 1 °C
Relative humidity: 65 ± 10 %
Air pressure: 1010 ± 10 hPa

Test specifications


- 1, The Sound Calibrator has been calibrated in accordance with the requirements as specified in IEC 60942 1997 Annex B and the lab calibration procedure SMTP004-CA-156.
- 2, The calibrator was tested with its axis vertical facing downwards at the specific frequency using insert voltage technique.
- 3, The results are rounded to the nearest 0.01 dB and 0.1 Hz and have not been corrected for variations from a reference pressure of 1013.25 hectoPascals as the maker's information indicates that the instrument is insensitive to pressure changes.

Test results

This is to certify that the sound calibrator conforms to the requirements of annex B of IEC 60942: 1997 for the conditions under which the test was performed. This does not imply that the sound calibrator meets IEC 60942 under any other conditions.

Details of the performed measurements are presented on **page 2** of this certificate.

Approved Signatory:


Huang Jian Min/Feng Jun Qi

Date: 08-Nov-2014

Company Chop:



Comments: The results reported in this certificate refer to the condition of the instrument on the date of calibration and carry no implication regarding the long-term stability of the instrument.



CERTIFICATE OF CALIBRATION

Certificate No.: 14CA0408 01-02

Page: 1 of 2

Item tested

Description: Acoustical Calibrator (Class 1)
Manufacturer: Rion Co., Ltd.
Type/Model No.: NC-74
Serial/Equipment No.: 34246490 *N.004.10*
Adaptors used: Yes

Item submitted by

Customer: AECOM ASIA CO., LTD.
Address of Customer: -
Request No.: -
Date of receipt: 08-Apr-2014

Date of test: 15-Apr-2014

Reference equipment used in the calibration

Description:	Model:	Serial No.	Expiry Date:	Traceable to:
Lab standard microphone	B&K 4180	2341427	17-Apr-2014	SCL
Preamplifier	B&K 2673	2239857	10-Apr-2015	CEPREI
Measuring amplifier	B&K 2610	2346941	08-Apr-2015	CEPREI
Signal generator	DS 360	61227	09-Apr-2015	CEPREI
Digital multi-meter	34401A	US36087050	17-Dec-2014	CEPREI
Audio analyzer	8903B	GB41300350	07-Apr-2015	CEPREI
Universal counter	53132A	MY40003662	11-Apr-2015	CEPREI

Ambient conditions

Temperature: 22 ± 1 °C
Relative humidity: 60 ± 10 %
Air pressure: 1000 ± 10 hPa

Test specifications

- The Sound Calibrator has been calibrated in accordance with the requirements as specified in IEC 60942 1997 Annex B and the lab calibration procedure SMTP004-CA-156.
- The calibrator was tested with its axis vertical facing downwards at the specific frequency using insert voltage technique.
- The results are rounded to the nearest 0.01 dB and 0.1 Hz and have not been corrected for variations from a reference pressure of 1013.25 hectoPascals as the maker's information indicates that the instrument is insensitive to pressure changes.

Test results

This is to certify that the sound calibrator conforms to the requirements of annex B of IEC 60942: 1997 for the conditions under which the test was performed. This does not imply that the sound calibrator meets IEC 60942 under any other conditions.

Details of the performed measurements are presented on page 2 of this certificate.

Approved Signatory:


Huang Jian Min/Feng Jun Qi

Date: 23-Apr-2014

Company Chop:



Comments: The results reported in this certificate refer to the condition of the instrument on the date of calibration and carry no implication regarding the long-term stability of the instrument.