

**Total Suspended Particulates (TSP) Sampler**  
**Field Calibration Report**

Station Fanling Government Secondary School (AM2)  
 Date: 5-Aug-14  
 Model No: TE-5170  
 Equipment No.: A-001-74T

Operator: Shum Kam Yuen  
 Next Due Date: 5-Oct-14  
 Verified Against: O.T.S -- 988  
 Expiration Date: 28-May-2015

Ambient Condition					
Temperature, Ta	303.0	Kelvin	Pressure, Pa	752.2	mmHg

Orifice Transfer Standard Information					
Equipment No.:	988	Slope, mc	1.97518	Intercept, bc	-0.01001
Last Calibration Date:	28-May-14	$mc \times Qstd + bc = [H \times (Pa/760) \times (298/Ta)]^{1/2}$			
Next Calibration Date:	28-May-15				

Calibration of TSP Sampler					
Calibration Point	H in. of water	$[H \times (Pa/760) \times (298/Ta)]^{1/2}$	Qstd (m <sup>3</sup> /min) X-axis	W in. of oil	$[\Delta W \times (Pa/760) \times (298/Ta)]^{1/2}$ Y-axis
1	6.1	2.44	1.24	4.6	2.12
2	5.0	2.21	1.12	3.9	1.95
3	4.4	2.07	1.05	3.4	1.82
4	3.5	1.85	0.94	2.6	1.59
5	2.1	1.43	0.73	1.5	1.21

**By Linear Regression of Y on X**  
 Slope, mw = 1.8211      Intercept, bw = -0.1123  
 Correlation Coefficient\* = 0.9983

**Set Point Calculation**

From the TSP Field Calibration Curve, take Qstd = 1.21 m<sup>3</sup>/min (43 CFM)  
 From the Regression Equation, the "Y" value according to

$$m \times Qstd + b = [W \times (Pa/760) \times (298/Ta)]^{1/2}$$

Therefore, Set Point W =  $(m \times Qstd + b)^2 \times (760 / Pa) \times (Ta / 298) =$  4.49

\*If Correlation Coefficient < 0.990, check and recalibrate again.

Remarks: \_\_\_\_\_

QC Reviewer: NJS CHAN      Signature: [Signature]      Date: 6/18/14



TISCH ENVIRONMENTAL, INC.  
 145 SOUTH MIAMI AVE  
 VILLAGE OF CLEVELAND, OH  
 45002  
 513.467.9000  
 877.263.7610 TOLL FREE  
 513.467.9009 FAX

ORIFICE TRANSFER STANDARD CERTIFICATION WORKSHEET TE-5025A

Date - May 28, 2014 Rootsmeter S/N 0438320 Ta (K) - 296  
 Operator Tisch Orifice I.D. - 0988 Pa (mm) - 751.84

PLATE OR Run #	VOLUME START (m3)	VOLUME STOP (m3)	DIFF VOLUME (m3)	DIFF TIME (min)	METER DIFF Hg (mm)	ORFICE DIFF H2O (in.)
1	NA	NA	1.00	1.3790	3.2	2.00
2	NA	NA	1.00	0.9720	6.4	4.00
3	NA	NA	1.00	0.8690	7.9	5.00
4	NA	NA	1.00	0.8260	8.8	5.50
5	NA	NA	1.00	0.6830	12.8	8.00

DATA TABULATION

Vstd	(x axis) Qstd	(y axis)	Va	(x axis) Qa	(y axis)
0.9917	0.7191	1.4113	0.9957	0.7221	0.8874
0.9875	1.0159	1.9959	0.9915	1.0201	1.2549
0.9854	1.1339	2.2315	0.9894	1.1385	1.4030
0.9843	1.1916	2.3405	0.9883	1.1965	1.4715
0.9790	1.4333	2.8227	0.9829	1.4392	1.7747
Qstd slope (m) = 1.97518			Qa slope (m) = 1.23683		
intercept (b) = -0.01001			intercept (b) = -0.00630		
coefficient (r) = 0.99998			coefficient (r) = 0.99998		
y axis = $\text{SQRT}[\text{H2O}(\text{Pa}/760)(298/\text{Ta})]$			y axis = $\text{SQRT}[\text{H2O}(\text{Ta}/\text{Pa})]$		

CALCULATIONS

$$\text{Vstd} = \text{Diff. Vol} [(\text{Pa} - \text{Diff. Hg}) / 760] (298 / \text{Ta})$$

$$\text{Qstd} = \text{Vstd} / \text{Time}$$

$$\text{Va} = \text{Diff Vol} [(\text{Pa} - \text{Diff Hg}) / \text{Pa}]$$

$$\text{Qa} = \text{Va} / \text{Time}$$

For subsequent flow rate calculations:

$$\text{Qstd} = 1/m \{ [\text{SQRT}(\text{H2O}(\text{Pa}/760)(298/\text{Ta}))] - b \}$$

$$\text{Qa} = 1/m \{ [\text{SQRT}(\text{H2O}(\text{Ta}/\text{Pa}))] - b \}$$

## EQUIPMENT CALIBRATION RECORD

Type: Laser Dust Monitor  
 Manufacturer/Brand: SIBATA  
 Model No.: LD-3  
 Equipment No.: A.005.07a  
 Sensitivity Adjustment Scale Setting: 557 CPM

Operator: Mike Shek (MSKM)

### Standard Equipment

Equipment: Rupprecht & Patashnick TEOM®  
 Venue: Cyberport (Pui Ying Secondary School)  
 Model No.: Series 1400AB  
 Serial No: Control: 140AB219899803  
 Sensor: 1200C143659803 K<sub>0</sub>: 12500  
 Last Calibration Date\*: 10 May 2014

\*Remarks: Recommended interval for hardware calibration is 1 year

### Calibration Result

Sensitivity Adjustment Scale Setting (Before Calibration): 557 CPM  
 Sensitivity Adjustment Scale Setting (After Calibration): 557 CPM

Hour	Date (dd-mm-yy)	Time	Ambient Condition		Concentration <sup>1</sup> (mg/m <sup>3</sup> ) Y-axis	Total Count <sup>2</sup>	Count/ Minute <sup>3</sup> X-axis
			Temp (°C)	R.H. (%)			
1	11-05-14	09:30 - 10:30	26.7	75	0.04434	1775	29.58
2	11-05-14	10:30 - 11:30	26.7	75	0.04716	1880	31.33
3	11-05-14	11:30 - 12:30	26.8	76	0.04927	1964	32.73
4	11-05-14	12:30 - 13:30	26.8	75	0.05035	2015	33.58

Note: 1. Monitoring data was measured by Rupprecht & Patashnick TEOM®  
 2. Total Count was logged by Laser Dust Monitor  
 3. Count/minute was calculated by (Total Count/60)

By Linear Regression of Y or X

Slope (K-factor): 0.0015  
 Correlation coefficient: 0.9982

Validity of Calibration Record: 11 May 2015

Remarks:

QC Reviewer: YW Fung

Signature: 

Date: 12 May 2014

## EQUIPMENT CALIBRATION RECORD

Type: Laser Dust Monitor  
 Manufacturer/Brand: SIBATA  
 Model No.: LD-3  
 Equipment No.: A.005.09a  
 Sensitivity Adjustment Scale Setting: 797 CPM  
 Operator: Mike Shek (MSKM)

### Standard Equipment

Equipment: Rupprecht & Patashnick TEOM®  
 Venue: Cyberport (Pui Ying Secondary School)  
 Model No.: Series 1400AB  
 Serial No.: Control: 140AB219899803  
 Sensor: 1200C143659803 K<sub>0</sub>: 12500  
 Last Calibration Date\*: 10 May 2014

\*Remarks: Recommended interval for hardware calibration is 1 year

### Calibration Result

Sensitivity Adjustment Scale Setting (Before Calibration): 797 CPM  
 Sensitivity Adjustment Scale Setting (After Calibration): 797 CPM

Hour	Date (dd-mm-yy)	Time	Ambient Condition		Concentration <sup>1</sup> (mg/m <sup>3</sup> ) Y-axis	Total Count <sup>2</sup>	Count/ Minute <sup>3</sup> X-axis
			Temp (°C)	R.H. (%)			
1	11-05-14	13:30 - 14:30	26.8	75	0.05034	2017	33.62
2	11-05-14	14:30 - 15:30	26.9	76	0.05211	2084	34.73
3	11-05-14	15:30 - 16:30	26.9	76	0.05163	2066	34.43
4	11-05-14	16:30 - 17:30	26.9	76	0.05272	2113	35.22


- Note: 1. Monitoring data was measured by Rupprecht & Patashnick TEOM®  
 2. Total Count was logged by Laser Dust Monitor  
 3. Count/minute was calculated by (Total Count/60)

By Linear Regression of Y or X

Slope (K-factor): 0.0015  
 Correlation coefficient: 0.9965

Validity of Calibration Record: 11 May 2015

Remarks:

QC Reviewer: YW Fung Signature:  Date: 12 May 2014

## EQUIPMENT CALIBRATION RECORD

Type: Laser Dust Monitor  
 Manufacturer/Brand: SIBATA  
 Model No.: LD-3B  
 Equipment No.: A.005.13a  
 Sensitivity Adjustment Scale Setting: 643 CPM

Operator: Mike Shek (MSKM)

### Standard Equipment

Equipment: Rupprecht & Patashnick TEOM®  
 Venue: Cyberport (Pui Ying Secondary School)  
 Model No.: Series 1400AB  
 Serial No: Control: 140AB219899803  
 Sensor: 1200C143659803 K<sub>0</sub>: 12500  
 Last Calibration Date\*: 10 May 2014

\*Remarks: Recommended interval for hardware calibration is 1 year

### Calibration Result

Sensitivity Adjustment Scale Setting (Before Calibration): 643 CPM  
 Sensitivity Adjustment Scale Setting (After Calibration): 643 CPM

Hour	Date (dd-mm-yy)	Time	Ambient Condition		Concentration <sup>1</sup> (mg/m <sup>3</sup> ) Y-axis	Total Count <sup>2</sup>	Count/ Minute <sup>3</sup> X-axis
			Temp (°C)	R.H. (%)			
1	18-05-14	09:30 - 10:30	28.3	77	0.04614	1846	30.77
2	18-05-14	10:30 - 11:30	28.3	77	0.04823	1934	32.23
3	18-05-14	11:30 - 12:30	28.3	77	0.05152	2053	34.22
4	18-05-14	12:30 - 13:30	28.4	77	0.05391	2162	36.03

Note: 1. Monitoring data was measured by Rupprecht & Patashnick TEOM®  
 2. Total Count was logged by Laser Dust Monitor  
 3. Count/minute was calculated by (Total Count/60)

By Linear Regression of Y or X

Slope (K-factor): 0.0015  
 Correlation coefficient: 0.9981

Validity of Calibration Record: 18 May 2015

Remarks:

QC Reviewer: YW Fung

Signature: 

Date: 19 May 2014

## EQUIPMENT CALIBRATION RECORD

Type: Laser Dust Monitor  
 Manufacturer/Brand: SIBATA  
 Model No.: LD-3B  
 Equipment No.: A.005.16a  
 Sensitivity Adjustment Scale Setting: 521 CPM

Operator: Mike Shek (MSKM)

### Standard Equipment

Equipment: Rupprecht & Patashnick TEOM®  
 Venue: Cyberport (Pui Ying Secondary School)  
 Model No.: Series 1400AB  
 Serial No: Control: 140AB219899803  
 Sensor: 1200C143659803 K<sub>0</sub>: 12500  
 Last Calibration Date\*: 10 May 2014

\*Remarks: Recommended interval for hardware calibration is 1 year

### Calibration Result

Sensitivity Adjustment Scale Setting (Before Calibration): 521 CPM  
 Sensitivity Adjustment Scale Setting (After Calibration): 521 CPM

Hour	Date (dd-mm-yy)	Time	Ambient Condition		Concentration <sup>1</sup> (mg/m <sup>3</sup> ) Y-axis	Total Count <sup>2</sup>	Count/ Minute <sup>3</sup> X-axis
			Temp (°C)	R.H. (%)			
1	26-07-14	10:30 - 11:30	28.6	77	0.04931	1971	32.85
2	26-07-14	11:45 - 12:45	28.6	77	0.05142	2052	34.20
3	26-07-14	13:15 - 14:15	28.7	77	0.05589	2243	37.38
4	26-07-14	14:40 - 15:40	28.8	78	0.05293	2116	35.27

Note: 1. Monitoring data was measured by Rupprecht & Patashnick TEOM®  
 2. Total Count was logged by Laser Dust Monitor  
 3. Count/minute was calculated by (Total Count/60)


By Linear Regression of Y or X

Slope (K-factor): 0.0015  
 Correlation coefficient: 0.9934

Validity of Calibration Record: 26 July 2015

Remarks:

QC Reviewer: YW Fung

Signature: 

Date: 28 July 2014



## CERTIFICATE OF CALIBRATION

Certificate No.: 13CA1107 01-01

Page 1 of 2

### Item tested

Description:	Sound Level Meter (Type 1)	,	Microphone
Manufacturer:	Rion Co., Ltd.	,	Rion Co., Ltd.
Type/Model No.:	NL-31	,	UC-53A
Serial/Equipment No.:	00320528 / N.007.03A	,	90565
Adaptors used:	-	,	-

### Item submitted by

Customer Name: AECOM ASIA CO., LTD.  
Address of Customer: -  
Request No.: -  
Date of receipt: 07-Nov-2013

Date of test: 08-Nov-2013

### Reference equipment used in the calibration

Description:	Model:	Serial No.	Expiry Date:	Traceable to:
Multi function sound calibrator	B&K 4226	2288444	22-Jun-2014	CIGISMEC
Signal generator	DS 360	33873	15-Apr-2014	CEPREI
Signal generator	DS 360	61227	15-Apr-2014	CEPREI

### Ambient conditions

Temperature: 22 ± 1 °C  
Relative humidity: 60 ± 10 %  
Air pressure: 1000 ± 10 hPa

### Test specifications

- 1, The Sound Level Meter has been calibrated in accordance with the requirements as specified in BS 7580: Part 1: 1997 and the lab calibration procedure SMTP004-CA-152.
- 2, The electrical tests were performed using an electrical signal substituted for the microphone which was removed and replaced by an equivalent capacitance within a tolerance of ±20%.
- 3, The acoustic calibration was performed using an B&K 4226 sound calibrator and corrections was applied for the difference between the free-field and pressure response of the Sound Level Meter.

### Test results

This is to certify that the Sound Level Meter conforms to BS 7580: Part 1: 1997 for the conditions under which the test was performed.

Details of the performed measurements are presented on page 2 of this certificate.

Actual Measurement data are documented on worksheets.

Approved Signatory:

Huang Jian Min/Feng Jun Qi

Date: 11-Nov-2013

Company Chop:



Comments: The results reported in this certificate refer to the condition of the instrument on the date of calibration and carry no implication regarding the long-term stability of the instrument.



## CERTIFICATE OF CALIBRATION

Certificate No.: 14CA0305 06-01

Page 1 of 2

### Item tested

Description:	Sound Level Meter (Type 1)	,	Microphone
Manufacturer:	B & K	,	B & K
Type/Model No.:	2238	,	4188
Serial/Equipment No.:	2285692	,	2250420
Adaptors used:	-	,	-

*N.009.04*

### Item submitted by

Customer Name: AECOM ASIA CO. LTD.  
Address of Customer: -  
Request No.: -  
Date of receipt: 05-Mar-2014

Date of test: 07-Mar-2014

### Reference equipment used in the calibration

Description:	Model:	Serial No.	Expiry Date:	Traceable to:
Multi function sound calibrator	B&K 4226	2288444	22-Jun-2014	CIGISMEC
Signal generator	DS 360	33873	15-Apr-2014	CEPREI
Signal generator	DS 360	61227	15-Apr-2014	CEPREI

### Ambient conditions

Temperature: 22 ± 1 °C  
Relative humidity: 60 ± 10 %  
Air pressure: 1000 ± 10 hPa

### Test specifications

- The Sound Level Meter has been calibrated in accordance with the requirements as specified in BS 7580: Part 1: 1997 and the lab calibration procedure SMTP004-CA-152.
- The electrical tests were performed using an electrical signal substituted for the microphone which was removed and replaced by an equivalent capacitance within a tolerance of ±20%.
- The acoustic calibration was performed using an B&K 4226 sound calibrator and corrections was applied for the difference between the free-field and pressure responsess of the Sound Level Meter.

### Test results

This is to certify that the Sound Level Meter conforms to BS 7580: Part 1: 1997 for the conditions under which the test was performed.

Details of the performed measurements are presented on page 2 of this certificate.

Actual Measurement data are documented on worksheets.

Approved Signatory:

  
Huang Jian Min/Feng Jun Qi

Date: 12-Mar-2014

Company Chop:



Comments: The results reported in this certificate refer to the condition of the instrument on the date of calibration and carry no implication regarding the long-term stability of the instrument.





## CERTIFICATE OF CALIBRATION

Certificate No.: 14CA0702 01-01 Page 1 of 2

### Item tested

Description:	Sound Level Meter (Type 1)	Microphone
Manufacturer:	B & K	B & K
Type/Model No.:	2238	4188
Serial/Equipment No.:	2800927 / N.009.06	2791211
Adaptors used:	-	-

### Item submitted by

Customer Name: AECOM ASIA CO., LTD.  
Address of Customer: -  
Request No.: -  
Date of receipt: 02-Jul-2014

Date of test: 03-Jul-2014

### Reference equipment used in the calibration

Description:	Model:	Serial No.	Expiry Date:	Traceable to:
Multi function sound calibrator	B&K 4226	2288444	20-Jun-2015	CIGISMEC
Signal generator	DS 360	33873	09-Apr-2015	CEPREI
Signal generator	DS 360	61227	09-Apr-2015	CEPREI

### Ambient conditions

Temperature:  $21 \pm 1$  °C  
Relative humidity:  $60 \pm 10$  %  
Air pressure:  $1000 \pm 10$  hPa

### Test specifications

1. The Sound Level Meter has been calibrated in accordance with the requirements as specified in BS 7580: Part 1: 1997 and the lab calibration procedure SMTP004-CA-152.
2. The electrical tests were performed using an electrical signal substituted for the microphone which was removed and replaced by an equivalent capacitance within a tolerance of  $\pm 20\%$ .
3. The acoustic calibration was performed using an B&K 4226 sound calibrator and corrections was applied for the difference between the free-field and pressure responsiveness of the Sound Level Meter.


### Test results

This is to certify that the Sound Level Meter conforms to BS 7580: Part 1: 1997 for the conditions under which the test was performed.

Details of the performed measurements are presented on page 2 of this certificate.

Actual Measurement data are documented on worksheets.

Approved Signatory:

  
Huang Jian Min / Feng Jun Qi

Date: 04-Jul-2014

Company Chop:



Comments: The results reported in this certificate refer to the condition of the instrument on the date of calibration and carry no implication regarding the long-term stability of the instrument.



## CERTIFICATE OF CALIBRATION

Certificate No.: 13CA1107 01-02

Page: 1 of 2

### Item tested

Description: Acoustical Calibrator (Class 1)  
Manufacturer: Rion Co., Ltd.  
Type/Model No.: NC-73  
Serial/Equipment No.: 10307223 / N.004.08  
Adaptors used: -

### Item submitted by

Customer: AECOM ASIA CO., LTD.  
Address of Customer: -  
Request No.: -  
Date of receipt: 07-Nov-2013

Date of test: 08-Nov-2013

### Reference equipment used in the calibration

Description:	Model:	Serial No.	Expiry Date:	Traceable to:
Lab standard microphone	B&K 4180	2341427	17-Apr-2014	SCL
Preamplifier	B&K 2673	2239857	16-Apr-2014	CEPREI
Measuring amplifier	B&K 2610	2346941	24-Apr-2014	CEPREI
Signal generator	DS 360	61227	15-Apr-2014	CEPREI
Digital multi-meter	34401A	US36087050	10-Dec-2013	CEPREI
Audio analyzer	8903B	GB41300350	15-Apr-2014	CEPREI
Universal counter	53132A	MY40003662	15-Apr-2014	CEPREI

### Ambient conditions

Temperature:  $22 \pm 1$  °C  
Relative humidity:  $60 \pm 10$  %  
Air pressure:  $1000 \pm 10$  hPa

### Test specifications


- The Sound Calibrator has been calibrated in accordance with the requirements as specified in IEC 60942 1997 Annex B and the lab calibration procedure SMTP004-CA-156.
- The calibrator was tested with its axis vertical facing downwards at the specific frequency using insert voltage technique.
- The results are rounded to the nearest 0.01 dB and 0.1 Hz and have not been corrected for variations from a reference pressure of 1013.25 hectoPascals as the maker's information indicates that the instrument is insensitive to pressure changes.

### Test results

This is to certify that the sound calibrator conforms to the requirements of annex B of IEC 60942: 1997 for the conditions under which the test was performed. This does not imply that the sound calibrator meets IEC 60942 under any other conditions.

Details of the performed measurements are presented on **page 2** of this certificate.

Approved Signatory:

  
Huang Jian Min/Feng Jun Qi

Date: 11-Nov-2013

Company Chop:



**Comments:** The results reported in this certificate refer to the condition of the instrument on the date of calibration and carry no implication regarding the long-term stability of the instrument.