

Appendix F

Air Quality Monitoring Results and their Graphical Presentation

Appendix F
Air Quality Monitoring Results and their Graphical Presentation

24-Hour TSP Monitoring Result at Station: SR77

Sampling Date	Weather Condition	Starting Time	Paper No.	Wt. of paper (g)			Elapse Time			Flow Rate (CFM)			Flow Rate (m³/min)			Total Volume (m³)	TSP Concentration (µg/m³)	Action Level (µg/m3)	Limit Level (µg/m3)	Wind speed m/s	Wind direction	NOE	IR
				Initial Wt.	Final Wt.	Wt. of Dust	Initial	Final	Sampling Hour	Initial	Final	Avg Flow Rate	Initial	Final	Avg Flow Rate								
3-Jun-19	Cloudy	12:45	-	-	-	-	-	-	-	-	-	-	-	-	-	-	66.7	170.3	260.0	<5	N		
6-Jun-19	Fine	15:00	-	-	-	-	-	-	-	-	-	-	-	-	-	-	44.4	170.3	260.0	<5	N		
12-Jun-19	Cloudy	11:00	-	-	-	-	-	-	-	-	-	-	-	-	-	-	104.8	170.3	260.0	<5	N		
18-Jun-19	Cloudy	11:00	-	-	-	-	-	-	-	-	-	-	-	-	-	-	46.3	170.3	260.0	<5	N		
24-Jun-19	Cloudy	11:00	-	-	-	-	-	-	-	-	-	-	-	-	-	-	49.8	170.3	260.0	<5	N		
28-Jun-19	Cloudy	12:00	-	-	-	-	-	-	-	-	-	-	-	-	-	-	64.0	170.3	260.0	<5	N		
Average																	62.6						
Min																	44.4						
Max																	104.8						

Note:

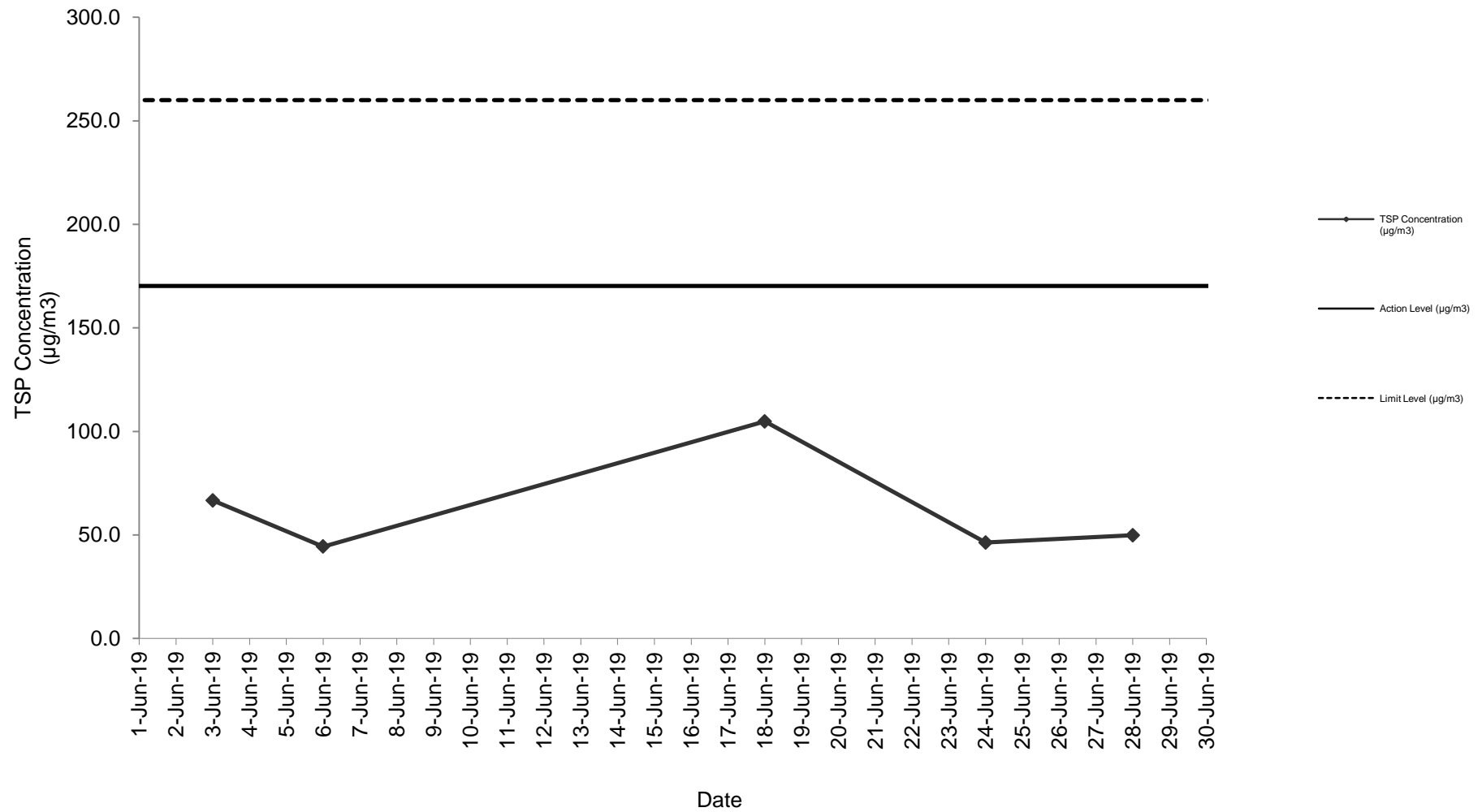
No major dust source observed during the monitoring period

Data in **Bold** denotes exceedance of respective Action Level

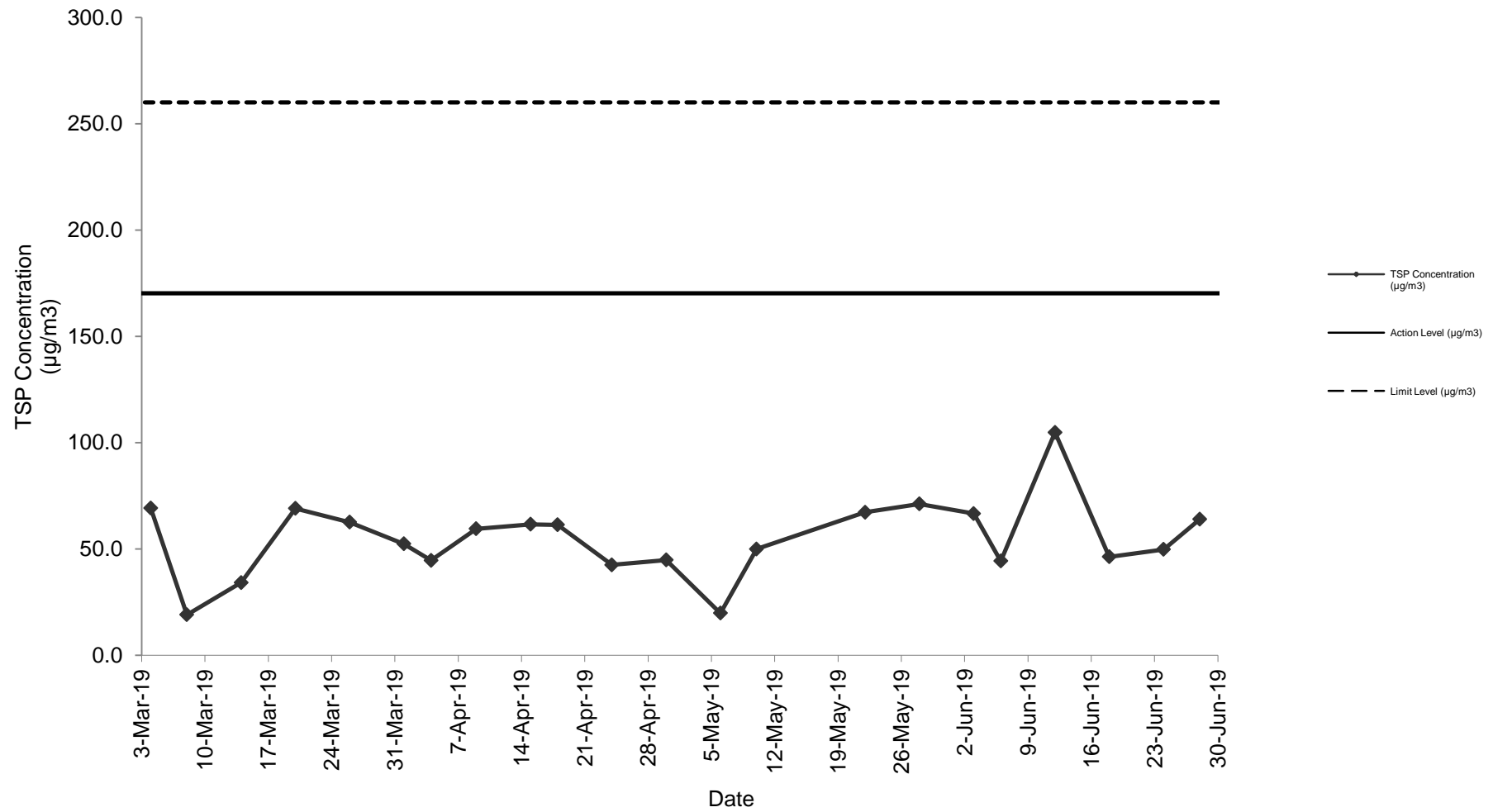
Data in **Bold Underline** denotes exceedance of respective Limit Level

The electricity supply of HVS at AM1(SR77) was suspended from 16 May 2019 and was no longer available. In order to have a more secure electricity supply, an alternative Handheld TSP meter was proposed to use for the temporary monitoring of 24-hr & 1hr air quality from 22 May 2019.

24-Hour TSP Monitoring Result at Station: SR77



**24-Hour TSP Monitoring Result at Station: SR77
(March 2019 - June 2019)**



Appendix E

Air Quality Monitoring Results and their Graphical Presentation

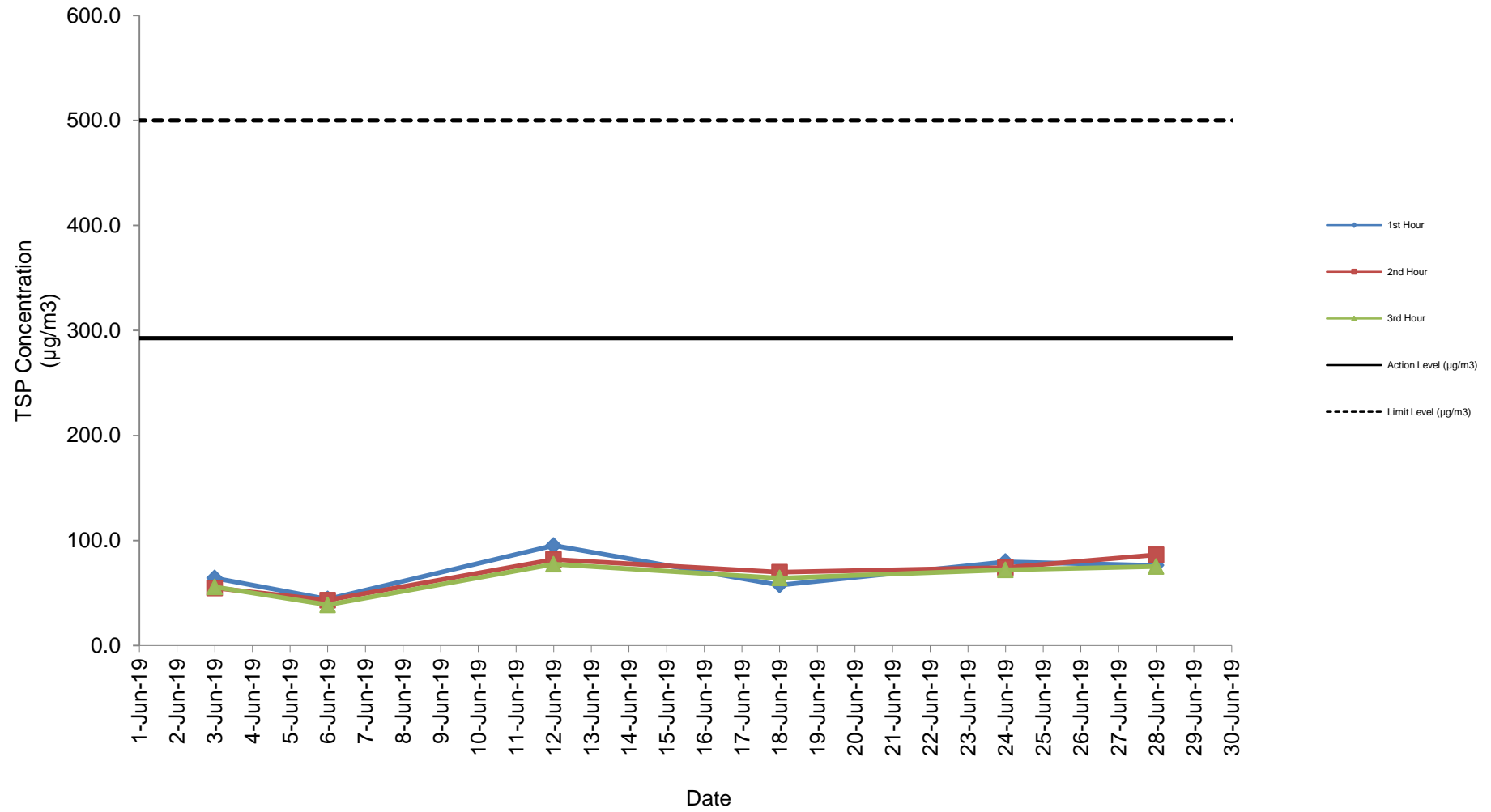
1-Hour TSP Monitoring Result at Station: SR77

Date	Weather Condition	Time	Conc.(µg/m ³)			Action Level (µg/m3)	Limit Level (µg/m3)
			1 st Hour	2 nd Hour	3 rd Hour		
3-Jun-19	Cloudy	9:45 - 12:45	64.2	54.7	55.8	292.7	500.0
6-Jun-19	Fine	9:00 - 12:00	44.3	43.2	38.7	292.7	500.0
12-Jun-19	Cloudy	9:00 - 12:00	95.2	81.9	77.5	292.7	500.0
18-Jun-19	Cloudy	9:00 - 12:00	57.5	69.7	64.2	292.7	500.0
24-Jun-19	Cloudy	9:00 - 12:00	79.8	74.3	72.1	292.7	500.0
28-Jun-19	Cloudy	9:00 - 12:00	76.4	86.3	75.3	292.7	500.0
			Average		64.9		
			Min		38.7		
			Max		95.2		

Note:

No major dust source observed during the monitoring period
 Data in **Bold** denotes exceedance of respective Action Level
 Data in **Bold Underline** denotes exceedance of respective Limit Level
 The electricity supply of HVS at AM1(SR77) was suspended from 16 May 2019 and was no longer available. In order to have a more secure electricity supply, an alternative Handheld TSP meter was proposed to use for the temporary monitoring of 24-hr & 1hr air quality from 22 May 2019.

1-Hour TSP Monitoring Result at station: SR77



1-Hour TSP Monitoring Result at station: SR77 (March 2019 - June 2019)

