

Appendix C Calibration Certificates of Monitoring Equipment



TISCH ENVIRONMENTAL, INC.
 145 SOUTH MIAMI AVE
 VILLAGE OF CLEVELAND, OH
 45002
 513.467.9000
 877.263.7610 TOLL FREE
 513.467.9009 FAX

ORIFICE TRANSFER STANDARD CERTIFICATION WORKSHEET TE-5025A

Date - Apr 07, 2014 Rootmeter S/N 0438320 Ta (K) - 294
 Operator Tisch Orifice I.D. - 1612 Pa (mm) - 742.95

PLATE OR Run #	VOLUME START (m3)	VOLUME STOP (m3)	DIFF VOLUME (m3)	DIFF TIME (min)	METER DIFF Hg (mm)	ORFICE DIFF H2O (in.)
1	NA	NA	1.00	1.3940	3.2	2.00
2	NA	NA	1.00	0.9790	6.4	4.00
3	NA	NA	1.00	0.8800	7.8	5.00
4	NA	NA	1.00	0.8350	8.8	5.50
5	NA	NA	1.00	0.6910	12.7	8.00

DATA TABULATION

Vstd	(x axis) Qstd	(y axis)	Va	(x axis) Qa	(y axis)
0.9866	0.7077	1.4077	0.9957	0.7142	0.8896
0.9823	1.0034	1.9908	0.9914	1.0127	1.2581
0.9804	1.1140	2.2258	0.9894	1.1243	1.4066
0.9791	1.1726	2.3345	0.9881	1.1834	1.4753
0.9739	1.4094	2.8155	0.9829	1.4224	1.7793
Qstd slope (m) = 2.00757			Qa slope (m) = 1.25710		
intercept (b) = -0.01628			intercept (b) = -0.01029		
coefficient (r) = 0.99989			coefficient (r) = 0.99989		
y axis = $\text{SQRT}[\text{H2O}(\text{Pa}/760)(298/\text{Ta})]$			y axis = $\text{SQRT}[\text{H2O}(\text{Ta}/\text{Pa})]$		

CALCULATIONS

$V_{std} = \text{Diff. Vol} [(\text{Pa} - \text{Diff. Hg}) / 760] (298 / \text{Ta})$
 $Q_{std} = V_{std} / \text{Time}$

$V_a = \text{Diff Vol} [(\text{Pa} - \text{Diff Hg}) / \text{Pa}]$
 $Q_a = V_a / \text{Time}$

For subsequent flow rate calculations:

$Q_{std} = 1/m \{ [\text{SQRT}(\text{H2O}(\text{Pa}/760)(298/\text{Ta}))] - b \}$
 $Q_a = 1/m \{ [\text{SQRT}(\text{H2O}(\text{Ta}/\text{Pa}))] - b \}$

TSP Sampler Calibration

SITE

Location: **Lian Tang 3** Date: **January 5, 2015**
Sampler: **TE-5170 MFC (Serial # : 2359)** Tech: **Sam Wong**

CONDITIONS

Barometric Pressure (in Hg):	39.95	Corrected Pressure (mm Hg):	1015
Temperature (deg F):	66	Temperature (deg K):	292
Average Press. (in Hg):	39.95	Corrected Average (mm Hg):	1015
Average Temp. (deg F):	66	Average Temp. (deg K):	292

CALIBRATION ORIFICE

Make:	Tisch	Qstd Slope:	2.00757
Model:	TE-5025A	Qstd Intercept:	-0.01628
Serial#:	1612	Date Certified:	April 7, 2014

CALIBRATIONS

Plate or Test #	H2O (in)	Qstd (m3/min)	I (chart)	IC (corrected)	LINEAR REGRESSION
1	12.00	2.023	58.0	67.72	Slope = 34.1786
2	10.00	1.847	54.0	63.05	Intercept = -0.9409
3	8.20	1.673	48.0	56.04	Corr. coeff.= 0.9992
4	5.20	1.334	38.0	44.37	
5	3.20	1.048	30.0	35.03	# of Observations: 5

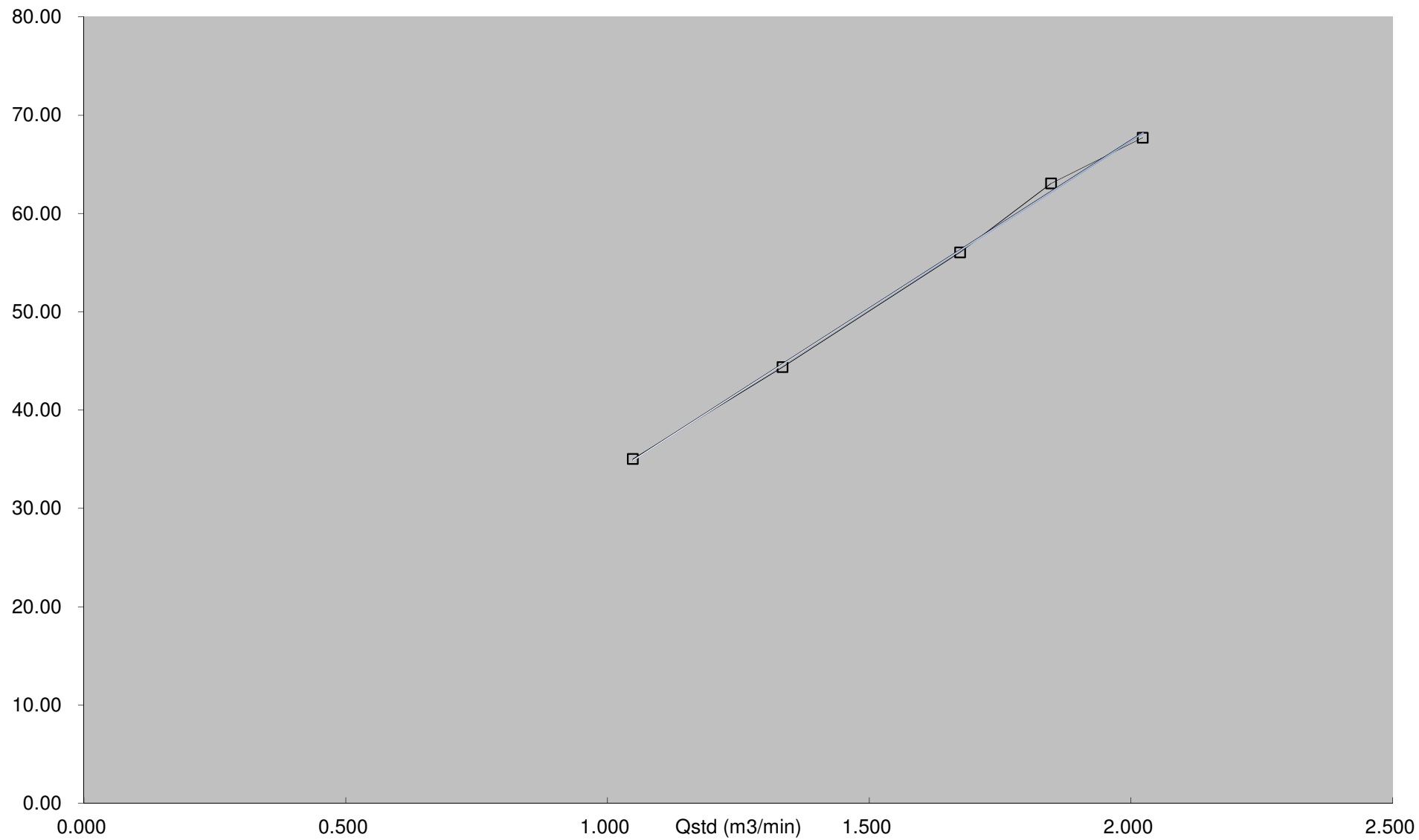
Calculations

$$Qstd = 1/m[\text{sqrt}(H2O(Pa/Pstd) (Tstd/Ta)) - b]$$
$$IC = I[\text{sqrt}(Pa/Pstd) (Tstd/Ta)]$$

Qstd = standard flow rate
IC = corrected chart response
I = actual chart response
m = calibrator Qstd slope
b = calibrator Qstd intercept
Ta = actual temperature during calibration (deg K)
Pa = actual pressure during calibration (mm Hg)
Tstd = 298 deg K
Pstd = 760 mm Hg
For subsequent calculation of sampler flow:
 $1/m((I) [\text{sqrt}(298/Tav) (Pav/760)] - b)$

m = sampler slope
b = sampler intercept
I = chart response
Tav = daily average temperature
Pav = daily average pressure

IC (Corrected)(ft3/min)





Calibration Certificate

Certificate No. **407497**

Page 1 of 2 Pages

Customer : Enovative Environmental Service Limited

Address : Flat 6, 3/F, Block E, Wah Lok Industrial Centre, 31-35 Shan Mei Street, Shatin, N.T., Hong Kong.

Order No. : Q43167

Date of receipt : 10-Oct-14

Item Tested

Description : Sound Level Calibrator

Manufacturer : B&K

Model : Type 4231

Serial No. : 2685684

Test Conditions

Date of Test : 18-Oct-14

Supply Voltage : --

Ambient Temperature : (23 ± 3)°C

Relative Humidity : (50 ± 25) %

Test Specifications

Calibration check.

Ref. Document/Procedure : F21, Z02, IEC 942.

Test Results

All results were within the IEC 942 Class1 specification.

The results are shown in the attached page(s).


Main Test equipment used:

<u>Equipment No.</u>	<u>Description</u>	<u>Cert. No.</u>	<u>Traceable to</u>
S014	Spectrum Analyzer	405316	NIM-PRC & SCL-HKSAR
S205	Ref. Sound Level Calibrator	PHCO40002	SCL-HKSAR
S041	Universal Counter	405317	SCL-HKSAR
S206	Sound Level Meter	405322	SCL-HKSAR
S031	6½ dgt. Multimeter	39256	NIM-PRC

The values given in this Calibration Certificate only relate to the values measured at the time of the test and any uncertainties quoted will not include allowance for the equipment long term drift, variations with environmental changes, vibration and shock during transportation, overloading, mis-handling, or the capability of any other laboratory to repeat the measurement. Hong Kong Calibration Ltd. shall not be liable for any loss or damage resulting from the use of the equipment.

The test equipment used for calibration are traceable to International System of Units (SI).
The test results apply to the above Unit-Under-Test only

Calibrated by : 
Dorothy Cheuk

Approved by : 
Steve Kwan

Date: 18-Oct-14

This Certificate is issued by:
Hong Kong Calibration Ltd.
Unit 8B, 24/F., Well Fung Industrial Centre, No. 58-76, Ta Chuen Ping Street, Kwai Chung, NT, Hong Kong.
Tel: 2425 8801 Fax: 2425 8646

The copyright of this certificate is owned by Hong Kong Calibration Ltd.. It may not be reproduced except in full.



Calibration Certificate

Certificate No. 407497

Page 2 of 2 Pages

Results :

1. Level Accuracy

UUT Nominal Value (dB)	Measured Value (dB)	IEC 942 Class 1 Spec.
94	94.1	± 0.3 dB
114	114.1	

Uncertainty : ± 0.1 dB

2. Frequency

UUT Nominal Value	Measured Value	IEC 942 Class 1 Spec.
1 kHz	1.000 kHz	± 2 %

Uncertainty : ± 3.6 x 10⁻⁶

3. Level Stability : 0.0 dB

IEC 942 Class 1 Spec. : ± 0.1 dB

Uncertainty : ± 0.01 dB

4. Total Harmonic Distortion : < 0.6 %

IEC 942 Class 1 Spec. : < 3 %

Uncertainty : ± 2.3 % of reading

Remark : 1. UUT : Unit-Under-Test

2. The uncertainty claimed is for a confidence probability of not less than 95%.

3. Atmospheric Pressure : 1005 hPa.

----- END -----



Calibration Certificate

Certificate No. **406516**

Page 1 of 4 Pages

Customer : Enovative Environmental Service Limited

Address : Flat 6, 3/F, Block E, Wah Lok Industrial Centre, 31-35 Shan Mei Street, Shatin, N.T., Hong Kong.

Order No. : Q42822

Date of receipt : 1-Sep-14

Item Tested

Description : Sound Level Meter (N12-RION-004)

Manufacturer : Rion

Model : NL-52

Serial No. : 00220553

Test Conditions

Date of Test : 24-Sep-14

Supply Voltage : --

Ambient Temperature : (23 ± 3)°C

Relative Humidity : (50 ± 25) %

Test Specifications

Calibration check.

Ref. Document/Procedure: Z01, IEC 61672.

Test Results

All results were within the IEC 61672 Type1 specification.

The results are shown in the attached page(s).

Main Test equipment used:


<u>Equipment No.</u>	<u>Description</u>	<u>Cert. No.</u>	<u>Traceable to</u>
S017	Multi-Function Generator	C127181	SCL-HKSAR
S205	Ref. Sound Level Calibrator	PHCO40002	SCL-HKSAR

The values given in this Calibration Certificate only relate to the values measured at the time of the test and any uncertainties quoted will not include allowance for the equipment long term drift, variations with environmental changes, vibration and shock during transportation, overloading, mis-handling, or the capability of any other laboratory to repeat the measurement. Hong Kong Calibration Ltd. shall not be liable for any loss or damage resulting from the use of the equipment.

The test equipment used for calibration are traceable to International System of Units (SI).

The test results apply to the above Unit-Under-Test only

Calibrated by : 
Dorothy Cheuk

Approved by : 
Steve Kwan

This Certificate is issued by:

Hong Kong Calibration Ltd.

Unit 8B, 24/F., Well Fung Industrial Centre, No. 58-76, Ta Chuen Ping Street, Kwai Chung, NT, Hong Kong.

Tel: 2425 8801 Fax: 2425 8646

Date: 25-Sep-14



Calibration Certificate

Certificate No. 406516

Page 2 of 4 Pages

Results :

1. Self-generated noise: 16.0 dBA (Mfr's Spec \leq 17 dBA)

2. Acoustical signal test

UUT Setting				Applied Value (dB)	UUT Reading (dB)	
Range (dB)	Frequency Weighting	Time Weighting	Octave Filter			
30-130	A	F	OFF	94.2	94.2	
		S	OFF		94.2	
	C	F	OFF		94.2	
	Z	F	OFF		94.2	
	A	F	OFF	114.2	114.2	
			OFF		114.2	
		C	F		OFF	114.2
			F		OFF	114.2

IEC 61672 Type 1 Spec. : \pm 1.1 dB

Uncertainty : \pm 0.1 dB

3 Electrical signal tests of frequency weightings (A weighting)

Frequency	Attenuation (dB)	IEC 61672 Type 1 Spec.
31.5 Hz	-39.7	- 39.4 dB, \pm 2 dB
63 Hz	-26.3	- 26.2 dB, \pm 1.5 dB
125 Hz	-16.2	- 16.1 dB, \pm 1.5 dB
250 Hz	-8.7	- 8.6 dB, \pm 1 dB
500 Hz	-3.2	- 3.2 dB, \pm 1.4 dB
1 kHz	0.0 (Ref)	0 dB, \pm 1.1 dB
2 kHz	+1.2	+ 1.2 dB, \pm 1.6 dB
4 kHz	+1.0	+ 1.0 dB, \pm 1.6 dB
8 kHz	-1.0	- 1.1 dB, + 2.1 dB \sim -3.1 dB
16 kHz	-8.0	- 6.6 dB, + 3.5 dB \sim - 17.0 dB

Uncertainty : \pm 0.1 dB



Calibration Certificate

Certificate No. 406516

Page 3 of 4 Pages

4. Frequency & Time weightings at 1 kHz

4.1 Frequency Weighting (Fast)

UUT Setting	Applied Value (dB)	UUT Reading (dB)	Difference (dB)	IEC 61672 Type 1 Spec.
A	94.2	94.2 (Ref.)	--	± 0.4 dB
C	94.2	94.2	0.0	
Z	94.2	94.2	0.0	

4.2 Time Weighting (A-weighted)

UUT Setting	Applied Value (dB)	UUT Reading (dB)	Difference (dB)	IEC 61672 Type 1 Spec.
Fast	94.2	94.2 (Ref.)	--	± 0.3 dB
Slow	94.2	94.2	0.0	
Time-averaging	94.2	94.2	0.0	

Uncertainty : ± 0.1 dB

5. Level linearity on the reference level range

UUT Range	Applied Value (dB)	UUT Reading (dB)	Difference (dB)	IEC 61672 Type 1 Spec.
30-130 dB (Ref Level)	129.0	129.0	0.0	± 1.1 dB
	124.0	124.0	0.0	
	119.0	119.0	0.0	
	114.0	114.0 (Ref)	--	
	109.0	109.0	0.0	
	104.0	104.0	0.0	
	99.0	99.0	0.0	
	94.0	94.0	0.0	
	89.0	89.0	0.0	
	84.0	84.0	0.0	
	79.0	79.0	0.0	
	74.0	74.0	0.0	
	69.0	69.0	0.0	
	64.0	64.0	0.0	
	59.0	59.0	0.0	
	54.0	54.0	0.0	
	49.0	49.1	+0.1	
	44.0	44.1	+0.1	

Uncertainty : ± 0.1 dB



Calibration Certificate

Certificate No. 406516

Page 4 of 4 Pages

6. Toneburst response (4kHz)

UUT Setting	Tone Burst Duration(ms)	UUT Reading(dB)	Difference (dB)	IEC 61672 Type 1 Spec.
Fast	Steady	127.0(Ref)	--	--
	200	126.0	-1.0	-1.0 ± 0.8dB
	2	109.0	-18.0	-18.0, +1.3 dB ~ -1.8 dB
	0.25	99.9	-27.1	-27.0, +1.3 dB ~ -3.3 dB
Slow	Steady	127.0(Ref)	--	--
	200	119.6	-7.4	-7.4 ± 0.8dB
	2	100.0	-27.0	-27.0, +1.3 dB ~ -3.3 dB
Time averaging	Steady	127.0(Ref)	--	--
	200	120.4	-6.6	-7.0±0.8dB
	2	100.3	-26.7	-27.0, +1.3 dB ~ -1.8 dB
	0.25	91.0	-36.0	-36.0, +1.3 dB ~ -3.3 dB

Uncertainty : ± 0.1 dB

7. Overload indication (30-130 dB range, A-weighted, Time-average, 4kHz)

UUT Reading at overload (dB)		Difference (dB)	IEC 61672 Type 1 Spec.
+ ve one half cycle	- ve one half cycle		
136.1	137.2	1.1	< 1.8 dB

The overload indicator latched on until reset

Uncertainty : ± 0.1 dB

Remarks : 1. UUT : Unit-Under-Test

2. The uncertainty claimed is for a confidence probability of not less than 95%.

3. Atmospheric Pressure : 1001 hPa.

4. Preamplifier model : NH-25 , S/N : 10553

5. Firmware Version: 1.2

6. Power Supply Check: OK

7. The UUT was adjusted with the laboratory's sound calibrator at the reference sound pressure level before the calibration.

----- END -----