

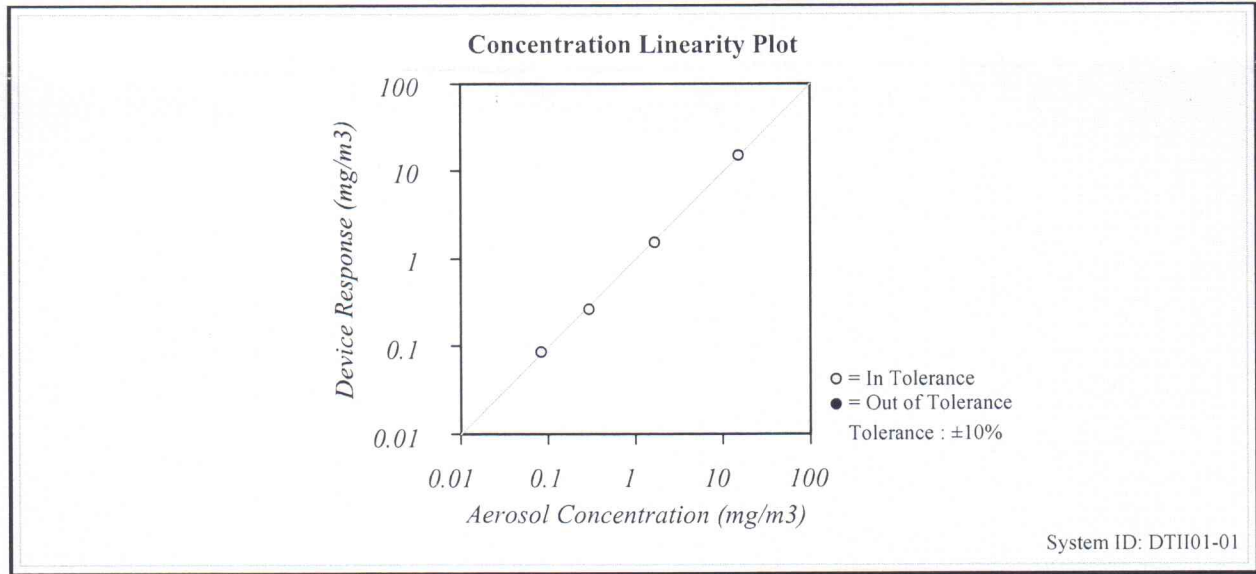


CERTIFICATE OF CALIBRATION AND TESTING

TSI Incorporated, 500 Cardigan Road, Shoreview, MN 55126 USA
Tel: 1-800-874-2811 1-651-490-2811 Fax: 1-651-490-3824 <http://www.tsi.com>

Environment Condition		Model	AM510
Temperature	68.2 (20.1) °F (°C)	Serial Number	11302029
Relative Humidity	20 %RH		
Barometric Pressure	28.81 (975.6) inHg (hPa)		

<input checked="" type="checkbox"/> As Left	<input checked="" type="checkbox"/> In Tolerance
<input type="checkbox"/> As Found	<input type="checkbox"/> Out of Tolerance



TSI Incorporated does hereby certify that all materials, components, and workmanship used in the manufacture of this equipment are in strict accordance with the applicable specifications agreed upon by TSI and the customer and with all published specifications. All performance and acceptance tests required under this contract were successfully conducted according to required specifications. There is no NIST standard for optical mass measurements. Calibration of this instrument performed by TSI has been done using emery oil and has been nominally adjusted to respirable mass of standard ISO 12103-1, A1 test dust (Arizona dust). Our calibration ratio is greater than 1.2:1

Measurement Variable	System ID	Last Cal.	Cal. Due	Measurement Variable	System ID	Last Cal.	Cal. Due
Photometer	E003433	10-09-12	04-09-13	Flowmeter	E002371	03-06-12	03-06-13
DC Voltage(Keithley)	E002859	01-03-13	01-03-14	Microbalance	M001324	01-04-13	01-04-15
Barometric Pressure	E003733	02-25-12	02-25-13	Temperature	E002873	11-08-12	11-08-13
Humidity	E002873	11-08-12	11-08-13	Pressure	E003440	08-17-12	08-17-13

Kao Vang
Calibrated

Final Function Check

February 12, 2013
Date



TISCH ENVIRONMENTAL, INC.
 145 SOUTH MIAMI AVE.
 VILLAGE OF CLEVELAND, OH 45002
 513.467.9000
 877.263.7610 TOLL FREE
 513.467.9009 FAX
 WWW.TISCH-ENV.COM

AIR POLLUTION MONITORING EQUIPMENT
 ORIFICE TRANSFER STANDARD CERTIFICATION WORKSHEET TE-5025A

Date - Apr 09, 2013 Roots-meter S/N 0438320 Ta (K) - 296
 Operator Tisch Orifice I.D. - 1941 Pa (mm) - 751.84

PLATE OR Run #	VOLUME START (m3)	VOLUME STOP (m3)	DIFF VOLUME (m3)	DIFF TIME (min)	METER DIFF Hg (mm)	ORFICE DIFF H2O (in.)
1	NA	NA	1.00	1.4710	3.3	2.00
2	NA	NA	1.00	1.0370	6.4	4.00
3	NA	NA	1.00	0.9270	7.9	5.00
4	NA	NA	1.00	0.8840	8.8	5.50
5	NA	NA	1.00	0.7300	12.8	8.00

DATA TABULATION

Vstd	(x axis) Qstd	(y axis)	Va	(x axis) Qa	(y axis)
0.9916	0.6741	1.4113	0.9956	0.6768	0.8874
0.9874	0.9521	1.9959	0.9914	0.9560	1.2549
0.9854	1.0630	2.2315	0.9894	1.0673	1.4030
0.9843	1.1134	2.3405	0.9883	1.1180	1.4715
0.9790	1.3410	2.8227	0.9829	1.3465	1.7747
Qstd slope (m) = 2.11662			Qa slope (m) = 1.32539		
intercept (b) = -0.01714			intercept (b) = -0.01078		
coefficient (r) = 0.99999			coefficient (r) = 0.99999		
y axis = $\text{SQRT}[\text{H}_2\text{O}(\text{Pa}/760)(298/\text{Ta})]$			y axis = $\text{SQRT}[\text{H}_2\text{O}(\text{Ta}/\text{Pa})]$		

CALCULATIONS

$$\text{Vstd} = \text{Diff. Vol} [(\text{Pa} - \text{Diff. Hg}) / 760] (298 / \text{Ta})$$

$$\text{Qstd} = \text{Vstd} / \text{Time}$$

$$\text{Va} = \text{Diff Vol} [(\text{Pa} - \text{Diff Hg}) / \text{Pa}]$$

$$\text{Qa} = \text{Va} / \text{Time}$$

For subsequent flow rate calculations:

$$\text{Qstd} = 1/m \{ [\text{SQRT}(\text{H}_2\text{O}(\text{Pa}/760)(298/\text{Ta}))] - b \}$$

$$\text{Qa} = 1/m \{ [\text{SQRT}(\text{H}_2\text{O}(\text{Ta}/\text{Pa}))] - b \}$$

TSP Sampler Calibration

SITE

Location: Lian Tang 3 Date: September 4, 2013
 Sampler: TE-5170 MFC (Serial # : 2359) Tech: Sam Wong

CONDITIONS

Barometric Pressure (in Hg):	39.80	Corrected Pressure (mm Hg):	1011
Temperature (deg F):	79	Temperature (deg K):	299
Average Press. (in Hg):	39.80	Corrected Average (mm Hg):	1011
Average Temp. (deg F):	79	Average Temp. (deg K):	299

CALIBRATION ORIFICE

Make:	Tisch	Qstd Slope:	2.11662
Model:	TE-5025A	Qstd Intercept:	-0.01714
Serial#:	1941	Date Certified:	April 9, 2013

CALIBRATIONS

Plate or Test #	H2O (in)	Qstd (m3/min)	I (chart)	IC (corrected)	LINEAR REGRESSION
1	12.40	1.923	58.0	66.77	Slope = 34.2153 Intercept = 0.5950 Corr. coeff.= 0.9995 # of Observations: 5
2	10.20	1.745	52.0	59.86	
3	7.90	1.537	46.0	52.95	
4	5.20	1.248	38.0	43.74	
5	3.30	0.996	30.0	34.54	



Calculations

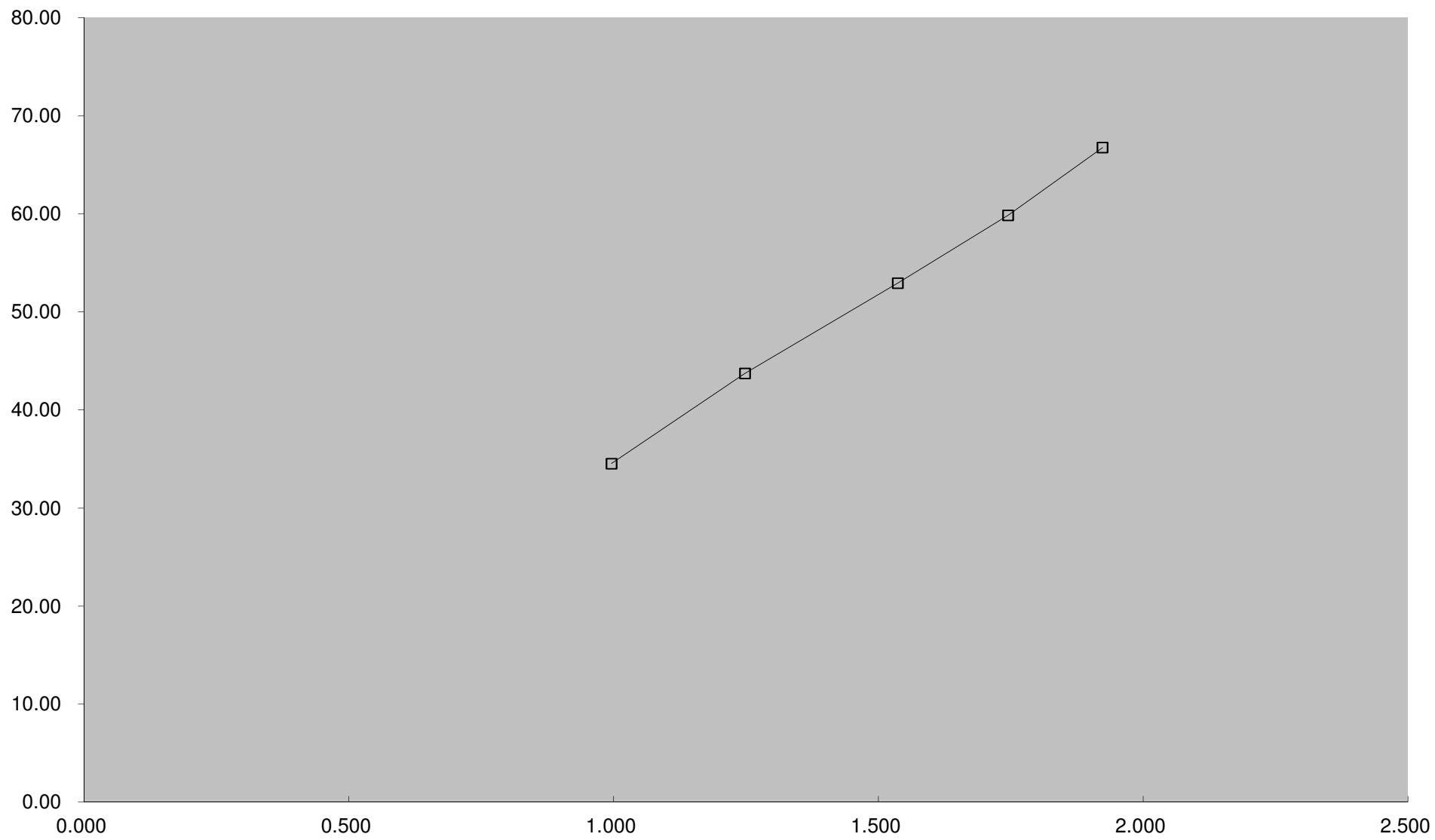
$$Qstd = 1/m[\text{Sqrt}(H2O(Pa/Pstd)(Tstd/Ta))-b]$$

$$IC = I[\text{Sqrt}(Pa/Pstd)(Tstd/Ta)]$$

Qstd = standard flow rate
 IC = corrected chart response
 I = actual chart response
 m = calibrator Qstd slope
 b = calibrator Qstd intercept
 Ta = actual temperature during calibration (deg K)
 Pa = actual pressure during calibration (mm Hg)
 Tstd = 298 deg K
 Pstd = 760 mm Hg
 For subsequent calculation of sampler flow:
 $1/m((I) [\text{Sqrt}(298/Tav)(Pav/760)]-b)$

m = sampler slope
 b = sampler intercept
 I = chart response
 Tav = daily average temperature
 Pav = daily average pressure

Calibrated By : <u>Sam WONG</u> 	Checked By : <u>Thomas WONG</u> 
---	--





Calibration Certificate

Certificate No. 37521

Page 1 of 2 Pages

Customer : Enovative Environmental Service Limited

Address : Room 3, 12/F., New City Centre, 2 Lei Yue Mun Road, Kwun Tong, Kowloon, H.K.

Order No. : Q32432

Date of receipt : 16-Oct-13

Item Tested

Description : Sound Level Calibrator

Manufacturer : B&K

Model : Type 4231

Serial No. : 2685684

Test Conditions

Date of Test : 31-Oct-13

Supply Voltage : --

Ambient Temperature : (23 ± 3)°C

Relative Humidity : (50 ± 25) %

Test Specifications

Calibration check.

Ref. Document/Procedure : F21, Z02.

Test Results

All results were within the IEC 942 Class 1 specification.

The results are shown in the attached page(s).

Main Test equipment used:

<u>Equipment No.</u>	<u>Description</u>	<u>Cert. No.</u>	<u>Traceable to</u>
S014	Spectrum Analyzer	35730	NIM-PRC & SCL-HKSAR
S205	Ref. Sound Level Calibrator	PHCO40002	SCL-HKSAR
S041	Universal Counter	34621	SCL-HKSAR
S206	Sound Level Meter	36203	SCL-HKSAR
S031	6½ dgt. Multimeter	30128	NIM-PRC

The values given in this Calibration Certificate only relate to the values measured at the time of the test and any uncertainties quoted will not include allowance for the equipment long term drift, variations with environmental changes, vibration and shock during transportation, overloading, mis-handling, or the capability of any other laboratory to repeat the measurement. Hong Kong Calibration Ltd. shall not be liable for any loss or damage resulting from the use of the equipment.

The test equipment used for calibration are traceable to International System of Units (SI).

The test results apply to the above Unit-Under-Test only

Calibrated by : 
Dorothy Cheuk

Approved by : 
Steve Kwan

This Certificate is issued by:

Hong Kong Calibration Ltd.

Unit 8B, 24/F., Well Fung Industrial Centre, No. 58-76, Ta Chuen Ping Street, Kwai Chung, NT, Hong Kong.

Tel: 2425 8801 Fax: 2425 8646

Date: 31-Oct-13



Calibration Certificate

Certificate No. 37521

Page 2 of 2 Pages

Results :

1. Level Accuracy

UUT Nominal Value (dB)	Measured Value (dB)	IEC 942 Class 1 Spec.
94	94.08	± 0.3 dB
114	114.07	

Uncertainty : ± 0.1 dB

2. Frequency

UUT Nominal Value	Measured Value	IEC 942 Class 1 Spec.
1 kHz	1.002 kHz	± 2 %

Uncertainty : ± 3.6 x 10⁻⁶

- 3. Level Stability** : 0.0 dB
IEC 942 Class 1 Spec. : ± 0.1 dB
Uncertainty : ± 0.01 dB

- 4. Total Harmonic Distortion** : < 0.7 %
IEC 942 Class 1 Spec. : < 3 %
Uncertainty : ± 2.3 % of reading

Remark : 1. UUT : Unit-Under-Test
2. The uncertainty claimed is for a confidence probability of not less than 95%.
3. Atmospheric Pressure : 1014 hPa.

----- END -----



Calibration Certificate

Certificate No. **36604**

Page 1 of 4 Pages

Customer : Enovative Environmental Service Limited

Address : Room 3, 12/F., New City Centre, 2 Lei Yue Mun Road, Kwun Tong, Kowloon, H.K.

Order No. : Q32395

Date of receipt : 4-Sep-13

Item Tested

Description : Sound Level Meter (N12-RION-004)

Manufacturer : Rion

Model : NL-52

Serial No. : 00220553

Test Conditions

Date of Test : 10-Sep-13

Supply Voltage : --

Ambient Temperature : (23 ± 3)°C

Relative Humidity : (50 ± 25) %

Test Specifications

Calibration check.

Ref. Document/Procedure: Z01.

Test Results

All results were within the IEC 61672 Type1 specification.

The results are shown in the attached page(s).

Main Test equipment used:

<u>Equipment No.</u>	<u>Description</u>	<u>Cert. No.</u>	<u>Traceable to</u>
S017	Multi-Function Generator	C127181	SCL-HKSAR
S205	Ref. Sound Level Calibrator	PHCO40002	SCL-HKSAR

The values given in this Calibration Certificate only relate to the values measured at the time of the test and any uncertainties quoted will not include allowance for the equipment long term drift, variations with environmental changes, vibration and shock during transportation, overloading, mis-handling, or the capability of any other laboratory to repeat the measurement. Hong Kong Calibration Ltd. shall not be liable for any loss or damage resulting from the use of the equipment.

The test equipment used for calibration are traceable to International System of Units (SI).

The test results apply to the above Unit-Under-Test only

Calibrated by : 
Dorothy Cheuk

Approved by : 
Steve Kwan

Date: 16-Sep-13

This Certificate is issued by:
Hong Kong Calibration Ltd.
Unit 8B, 24/F., Well Fung Industrial Centre, No. 58-76, Ta Chuen Ping Street, Kwai Chung, NT, Hong Kong.
Tel: 2425 8801 Fax: 2425 8646



Calibration Certificate

Certificate No. 36604

Page 2 of 4 Pages

Results :

1. Self-generated noise: 16.4 dBA (Mfr's Spec ≤ 17 dBA)
2. Acoustical signal test

UUT Setting			Applied Value (dB)	UUT Reading (dB)
Level Range (dB)	Weight	Response		
30 – 130	L _A	Fast	94.0	94.0
		Slow		94.0
	L _C	Fast		94.0
	L _Z	Fast		94.0
	L _A	Fast	114.0	114.0
		Slow		114.0
	L _C	Fast		114.0
	L _Z	Fast		114.0

IEC 61672 Type 1 Spec. : ± 1.1 dB

Uncertainty : ± 0.1 dB

3 Electrical signal tests of frequency weightings (A weighting)

Frequency	Attenuation (dB)	IEC 61672 Type 1 Spec.
31.5 Hz	-39.8	- 39.4 dB, ± 2 dB
63 Hz	-26.4	- 26.2 dB, ± 1.5 dB
125 Hz	-16.3	- 16.1 dB, ± 1.5 dB
250 Hz	-8.7	- 8.6 dB, ± 1 dB
500 Hz	-3.3	- 3.2 dB, ± 1.4 dB
1 kHz	0.0 (Ref)	0 dB, ± 1.1 dB
2 kHz	+1.2	+ 1.2 dB, ± 1.6 dB
4 kHz	+0.9	+ 1.0 dB, ± 1.6 dB
8 kHz	-1.1	- 1.1 dB, + 2.1 dB \sim -3.1 dB
16 kHz	-8.0	- 6.6 dB, + 3.5 dB \sim - 17.0 dB

Uncertainty : ± 0.1 dB



Calibration Certificate

Certificate No. 36604

Page 3 of 4 Pages

4. Frequency & Time weightings at 1 kHz

4.1 Frequency Weighting (Fast)

UUT Setting	Applied Value (dB)	UUT Reading (dB)	Difference (dB)	IEC 61672 Type 1 Spec.
A	94.0	94.0 (Ref.)	--	± 0.4 dB
C	94.0	94.0	0.0	
Z	94.0	94.0	0.0	

4.2 Time Weighting (A-weighted)

UUT Setting	Applied Value (dB)	UUT Reading (dB)	Difference (dB)	IEC 61672 Type 1 Spec.
Fast	94.0	94.0 (Ref.)	--	± 0.3 dB
Slow	94.0	94.0	0.0	
Time-averaging	94.0	94.0	0.0	

Uncertainty : ± 0.1 dB

5. Level linearity on the reference level range

UUT Range	Applied Value (dB)	UUT Reading (dB)	Difference (dB)	IEC 61672 Type 1 Spec.
130 dB (Ref Level)	129.0	129.0	0.0	± 1.1 dB
	124.0	124.0	0.0	
	119.0	119.0	0.0	
	114.0	114.0	0.0	
	109.0	109.0	0.0	
	104.0	104.0	0.0	
	99.0	99.0	0.0	
	94.0	94.0 (Ref)	--	
	89.0	89.0	0.0	
	84.0	84.0	0.0	
	79.0	79.0	0.0	
	74.0	74.0	0.0	
	69.0	69.0	0.0	
	64.0	64.0	0.0	
	59.0	59.0	0.0	
	54.0	54.0	0.0	
	49.0	49.0	0.0	
44.0	44.0	0.0		

Uncertainty : ± 0.1 dB



Calibration Certificate

Certificate No. **36604**

Page 4 of 4 Pages

6. Toneburst response (4kHz)

UUT Setting	Tone Burst Duration(ms)	UUT Reading(dB)	Difference (dB)	IEC 61672 Type 1 Spec.
Fast	Steady	127.0(Ref)	--	--
	200	126.0	-1.0	-1.0 ± 0.8dB
	2	108.9	-18.1	-18.0, +1.3 dB ~ -1.8 dB
	0.25	99.9	-27.1	-27.0, +1.3 dB ~ -3.3 dB
Slow	Steady	127.0(Ref)	--	--
	200	120.2	-6.8	-7.4 ± 0.8dB
	2	100.6	-26.4	-27.0, +1.3 dB ~ -3.3 dB
Time averaging	Steady	127.0(Ref)	--	--
	200	120.1	-6.9	-7.0±0.8dB
	2	99.5	-27.5	-27.0, +1.3 dB ~ -1.8 dB
	0.25	91.7	-35.3	-36.0, +1.3 dB ~ -3.3 dB

Uncertainty : ± 0.1 dB

7. Overload indication (130 dB range, A-weighted, Time-average, 4kHz)

UUT Reading at overload (dB)		Difference (dB)	IEC 61672 Type 1 Spec.
+ ve one half cycle	- ve one half cycle		
138.4	138.2	0.2	< 1.8 dB

The overload indicator latched on until reset

Uncertainty : ± 0.1 dB

Remarks : 1. UUT : Unit-Under-Test

2. The uncertainty claimed is for a confidence probability of not less than 95%.

3. Atmospheric Pressure : 996 hPa.

4. Preamplifier model : NH-25 , S/N : 10553

5. Firmware Version: 1.2

6. Power Supply Check: OK

7. The UUT was adjusted with the laboratory's sound calibrator at the reference sound pressure level before the calibration.

----- END -----



ALS Technichem (HK) Pty Ltd

REPORT OF EQUIPMENT PERFORMANCE CHECK/CALIBRATION

CONTACT: MR IVAN LEUNG
CLIENT: ALS TECHNICHEM (HK) PTY LTD
ADDRESS: 11/F., CHUNG SHUN KNITTING CENTRE,
1-3 WING YIP STREET,
KWAI CHUNG,
N.T., HONG KONG
PROJECT: --

WORK ORDER: HK1324468
LABORATORY: HONG KONG
DATE RECEIVED: 25/10/2013
DATE OF ISSUE: 31/10/2013

COMMENTS

It is certified that the item under calibration/checking has been calibrated/checked by corresponding calibrated equipment in the laboratory.
Maximum Tolerance and calibration frequency stated in the report, unless otherwise stated, the internal acceptance criteria of ALS will be followed.

Scope of Test: Turbidity
Description: Turbidity meter
Brand Name: HACH
Model No.: HACH 2100Q
Serial No.: 12010C015757
Equipment No.: --
Date of Calibration: 31 October, 2013

NOTES

This is the Final Report and supersedes any preliminary report with this batch number.
Results apply to sample(s) as submitted. All pages of this report have been checked and approved for release.

ISSUING LABORATORY: HONG KONG

Address

ALS Technichem (HK) Pty Ltd
11/F Chung Shun Knitting Centre
1-3 Wing Yip Street
Kwai Chung
HONG KONG

Phone: 852-2610 1044
Fax: 852-2610 2021
Email: hongkong@alsglobal.com

Mr. Fung Lim Chee, Richard
General Manager
Greater China & Hong Kong

This report may not be reproduced except with prior written approval from ALS Technichem (HK) Pty Ltd.

Page 1 of 2

ADDRESS 11/F, Chung Shun Knitting Centre, 1-3 Wing Yip Street, Kwai Chung, N.T., Hong Kong PHONE +852 2610 1044 FAX +852 2610 2021
ALS TECHNICHEM (HK) PTY LTD Part of the ALS Laboratory Group A Campbell Brothers Limited Company

Life Sciences

www.alsglobal.com

RIGHT SOLUTIONS RIGHT PARTNER

REPORT OF EQUIPMENT PERFORMANCE CHECK/CALIBRATION



Work Order: HK1324468
Date of Issue: 31/10/2013
Client: ALS TECHNICHEM (HK) PTY LTD

Description: Turbidity meter
Brand Name: HACH
Model No.: HACH 2100Q
Serial No.: 12010C015757
Equipment No.: --
Date of Calibration: 31 October, 2013

Date of next Calibration: 31 January, 2014

Parameters:

Turbidity

Method Ref: APHA (21st edition), 2130B

Expected Reading (NTU)	Displayed Reading (NTU)	Tolerance (%)
0	0.40	--
4	3.93	-1.8
40	40.5	1.3
80	79.2	-1.0
400	399	-0.3
800	808	1.0
	Tolerance Limit ($\pm\%$)	10.0



ALS Technichem (HK) Pty Ltd

REPORT OF EQUIPMENT PERFORMANCE CHECK/CALIBRATION

CONTACT: MR SAM WONG
CLIENT: ENOVATIVE ENVIRONMENTAL SERVICE LIMITED
ADDRESS: RM 3704, SIK MAN HOUSE,
HOMANTIN ESTATE,
KOWLOON,
HONG KONG

WORK ORDER: HK1322943
LABORATORY: HONG KONG
DATE RECEIVED: 23/08/2013
DATE OF ISSUE: 30/08/2013

PROJECT: --

COMMENTS

It is certified that the item under calibration/checking has been calibrated/checked by corresponding calibrated equipment in the laboratory.
Maximum Tolerance and calibration frequency stated in the report, unless otherwise stated, the internal acceptance criteria of ALS will be followed.

Scope of Test: Conductivity, Dissolved Oxygen, pH, Salinity and Temperature
Equipment Type: Multimeter
Brand Name: YSI
Model No.: YSI Proplus
Serial No.: 10D101565
Equipment No.: --
Date of Calibration: 30 August, 2013

NOTES

This is the Final Report and supersedes any preliminary report with this batch number.
Results apply to sample(s) as submitted. All pages of this report have been checked and approved for release.

ISSUING LABORATORY: HONG KONG

Address

ALS Technichem (HK) Pty Ltd
11/F Chung Shun Knitting Centre
1-3 Wing Yip Street
Kwai Chung
HONG KONG

Phone: 852-2610 1044
Fax: 852-2610 2021
Email: hongkong@alsglobal.com


Mr. Fung Lim Chee, Richard
General Manager -
Greater China & Hong Kong

This report may not be reproduced except with prior written approval from ALS Technichem (HK) Pty Ltd.

Page 1 of 2

REPORT OF EQUIPMENT PERFORMANCE CHECK/CALIBRATION



Work Order: HK1322943
Date of Issue: 30/08/2013
Client: ENOVATIVE ENVIRONMENTAL SERVICE LIMITED

Description: Multimeter
Brand Name: YSI
Model No.: YSI Proplus
Serial No.: 10D101565
Equipment No.: --

Date of Calibration: 30 August, 2013 **Date of next Calibration:** 30 November, 2013

Parameters:

Conductivity

Method Ref: APHA (21st edition), 2510B

Expected Reading (uS/cm)	Displayed Reading (uS/cm)	Tolerance (%)
146.9	151.1	2.9
6667	6549	-1.8
12890	12184	-5.5
58670	56852	-3.1
Tolerance Limit (±%)		10.0

Dissolved Oxygen

Method Ref: APHA (21st edition), 4500O: G

Expected Reading (mg/L)	Displayed Reading (mg/L)	Tolerance (mg/L)
5.18	5.27	0.09
7.59	7.71	0.12
8.75	8.76	0.01
Tolerance Limit (±mg/L)		0.20

pH Value

Method Ref: APHA 21st Ed. 4500H:B

Expected Reading (pH Unit)	Displayed Reading (pH Unit)	Tolerance (pH unit)
4.0	4.10	0.10
7.0	7.06	0.06
10.0	9.87	-0.13
Tolerance Limit (±pH unit)		0.20

Salinity

Method Ref: APHA (21st edition), 2520B

Expected Reading (ppt)	Displayed Reading (ppt)	Tolerance (%)
0	0.00	--
10	9.98	-0.2
20	19.98	-0.1
30	29.16	-2.8
Tolerance Limit (±%)		10.0

Temperature

Method Ref: Section 6 of International Accreditation New Zealand Technical Guide No. 3 Second edition March 2008: Working Thermometer Calibration Procedure.

Expected Reading (°C)	Displayed Reading (°C)	Tolerance (°C)
13.0	13.2	0.2
22.0	22.6	0.6
36.5	36.8	0.3
Tolerance Limit (±°C)		2.0

Remark: "Displayed Reading" presents the figures shown on item under calibration / checking regardless of equipment precision or significant figures.


 Mr. Fung Lim Chee, Richard
 General Manager -
 Greater China & Hong Kong